

# CATALOG

## 2022



**THE LIFTING TABLE DOES THE LIFTING,  
... PEOPLE OPERATE IT.**

LIFTING TABLES & WORK BENCHES  
HANDLING & LIFTING EQUIPMENT  
GLUING PRESSES  
UNDER-TABLE CROSSCUT SAWS  
ROLLER & MEASURING CONVEYORS

#### IMPRINT

**Reinhold Beck Maschinenbau GmbH**  
Im Grund 23 | 72505 Krauchenwies | GERMANY  
Phone +49 (0)7576 962978-0  
info@beck-maschinenbau.de  
 [www.beck-maschinenbau.com](http://www.beck-maschinenbau.com)  
 [www.hokubema.com](http://www.hokubema.com)



@beck\_maschinenbau

Managing director: Reinhold Beck

State: 06/2022

Subject to technical and optical modifications.  
No liability for errors and changed images.



#### MATERIAL SURCHARGE:

For current reasons, we have to point out that all prices may have to be updated again.

# PREFACE

REINHOLD BECK  
MANAGING DIRECTOR



## PREVENTION – AN ECONOMIC GAIN

At the foundation of Reinhold Beck Maschinenbau GmbH, Reinhold Beck was convinced that the work processes can be made more effective and safer. The basic idea: With height-adjustable work tables for different body sizes, the dimensions and positioning of the workpieces can be taken into account. Because people are not designed to lift heavy loads or to work in a bent-over posture. Ergonomically, a great workplace usually means first of all investing for the future and improving profitability over a long period of time. With height adjustable tables you can improve ergonomics in the long term and therefor productivity and efficiency in the short term.

Beck Maschinenbau offers a wide range of different options where

ergonomics is a top priority in product development. Innovative lifting tables, rollers and measuring conveyors, handling equipment, saws and gluing presses. The customer with his wishes, needs and requirements is the focus of our efforts, but a range of appropriate products alone is not enough to achieve this goal. We offer support to our customers in many ways. We will be happy to advise you on the best possible product performance and implementation.

**In order to better evaluate your specific needs, we can come to you if required. Our construction department implements your ideas and requirements during the visit into individual product solutions. We would be pleased to assist you in optimizing your workplaces.**

*Reinhold Beck*  
**REINHOLD BECK**  
MANAGING DIRECTOR

# OVERVIEW

## GENERAL

Behind the scenes – the insight into the world of lifting tables from origin to development and diversity.

// P. 001	Introduction Prevention – an economic benefit
// P. 004	About the company Reinhold Beck Maschinenbau GmbH Specialist sought and found
// P. 005	Why a work table from Reinhold Beck Maschinenbau GmbH
// P. 006	<b>Ergonomics at the workplace</b> – saves costs
// P. 008	Sustainability
// P. 009	Decision factors for the right lift table

## LIFT TABLE

Lifting tables from Beck Maschinenbau are characterized by a robust design: Height adjustment even under load.

// P. 010	<b>HS 100</b> <b>EH</b>
// P. 012	<b>HS 200</b> Aluminum plate <b>FH</b>
// P. 014	+ HS 200 OPTIONS
// P. 016	<b>HS 300 Standard</b> <b>FH</b>
// P. 018	+ HS 300 Standard OPTIONS
// P. 020	<b>CONFIGURED</b> HS 300 Standard, metal plate <b>FH</b>
// P. 021	<b>CONFIGURED</b> HS 300 Standard, without worktop <b>BH</b>
// P. 022	<b>HS 300 midi</b> <b>FH</b>
// P. 024	+ HS 300 midi OPTIONS
// P. 026	<b>CONFIGURED</b> HS 300 midi, swivel max <b>FH</b>
// P. 027	<b>CONFIGURED</b> HS 300 midi, without worktop <b>BH</b>
// P. 028	<b>Healthy at work ... for life!</b> Ergonomic tips for the workplace
// P. 030	<b>HS 300 large</b> <b>FH</b>
// P. 032	+ HS 300 large OPTIONS
// P. 037	<b>CONFIGURED</b> HS 300 large, without worktop <b>BH</b>
// P. 038	<b>CONFIGURED</b> HS 300 large, worktop multiplex <b>FH</b>
// P. 039	<b>CONFIGURED</b> HS 300 large, perforated grid plate multiplex <b>FH</b>
// P. 040	<b>CONFIGURED</b> HS 300 large, pull-out system <b>FH</b>
// P. 042	<b>CONFIGURED</b> HS 300 large, vacuum <b>FH</b>
// P. 043	<b>CONFIGURED</b> HS 300 large, vacuum, perforated grid plate multiplex <b>FH</b>
// P. 043	<b>CONFIGURED</b> HS 300 large, vacuum, worktop multiplex <b>FH</b>
// P. 043	<b>CONFIGURED</b> HS 300 large, vacuum, perforated grid plate birch multiplex <b>FH</b>
// P. 043	<b>CONFIGURED</b> HS 300 large, vacuum, worktop birch multiplex <b>FH</b>
// P. 044	+ HS 300 large, vacuum OPTIONS
// P. 046	<b>HS 500, metal plate, push bar</b> <b>FH</b>
// P. 048	+ HS 500 Standard OPTIONS
// P. 050	<b>HS 600</b> <b>FH</b>
// P. 052	+ HS 600 OPTIONS
// P. 055	<b>CONFIGURED</b> HS 600, metal plate <b>BH</b>

// P. 056	<b>Flexibility</b> Lifting, lowering, conveying, rotating, tilting, swiveling
// P. 058	<b>CONFIGURED</b> <b>HS 1000</b> metal plate, push bar <b>FH</b>
// P. 060	+ HS 1000 OPTIONS
// P. 062	<b>CONFIGURED</b> <b>HS 1200</b> metal plate, sliding bar <b>FH</b>
// P. 064	+ HS 1200 OPTIONS
// P. 066	<b>CONFIGURED</b> <b>HS 1200 large</b> metal plate <b>FH</b>
// P. 068	+ HS 1200 large OPTIONS
// P. 070	<b>CONFIGURED</b> HS 1200 large, System16 steel perforated grid plate <b>BH</b>
// P. 072	<b>CONFIGURED</b> <b>HS 2000</b> metal plate, push bar <b>FH</b>
// P. 074	+ HS 2000 OPTIONS
// P. 076	<b>CONFIGURED</b> <b>HS 2000 large</b> metal plate, push bar <b>FH</b>
// P. 078	+ HS 2000 large OPTIONS
// P. 079	<b>CONFIGURED</b> <b>HS 2000 large</b> metal plate <b>BH</b>

## WORK AND ASSEMBLY TABLES

Develop workplaces and assembly areas ergonomically correct with height-adjustable work and assembly tables.

// P. 080	<b>SUPPORTER &amp; ErgoPlan</b> – award-winning and patented
// P. 082	<b>SUPPORTER AM 500</b> <b>FH</b>
// P. 082	<b>SUPPORTER AM 1200</b> <b>FH</b>
// P. 084	<b>SUPPORTER AM 400 ESA</b> <b>EH</b>
// P. 084	<b>SUPPORTER AM 500 ESA</b> <b>EH</b>
// P. 086	+ SUPPORTER AM 500 + AM 1200, AM 400 ESA + AM 500 ESA OPTIONS
// P. 090	<b>CONFIGURED</b> SUPPORTER AM 500, worktop beech multiplex <b>FH</b>
// P. 091	<b>CONFIGURED</b> SUPPORTER AM 500, breadboard beech multiplex <b>FH</b>
// P. 092	<b>CONFIGURED</b> SUPPORTER AM 500 Perfect, perforated birch plywood, HPL-coated on both sides <b>FH</b>
// S. 094	<b>CONFIGURED</b> SUPPORTER AM 500, steel perforated grid plate <b>FH</b>
// P. 095	<b>CONFIGURED</b> SUPPORTER AM 1200, steel perforated grid plate <b>FH</b>
// P. 096	<b>NEW!</b> <b>SUPPORTER AM 500-Flexx</b> <b>FH</b>
// P. 096	<b>NEW!</b> <b>SUPPORTER AM 1200-Flexx</b> <b>FH</b>
// P. 098	+ SUPPORTER AM 500-Flexx + AM 1200-Flexx OPTIONS
// P. 100	<b>CONFIGURED</b> <b>SUPPORTER AM 500, 360° Rotor</b> <b>FH</b>
// P. 100	<b>CONFIGURED</b> <b>SUPPORTER AM 500 HD, 360° Rotor</b> <b>FH</b>
// P. 102	<b>ErgoPlan EP1</b> <b>FH</b>
// P. 104	<b>ErgoPlan EP2</b> <b>FH</b>
// P. 106	<b>ErgoPlan EP3</b> <b>FH</b>
// P. 108	+ ErgoPlan EP SERVICE
// P. 109	+ ErgoPlan EP OPTIONS



## EQUIPMENT FOR PERFORATED GRID PLATES

A work table with a perforated grid plate can be used in many ways and offers optimized solutions for a wide range of work processes.

- // P. 111 **Accessories for perforated grid plates**  
More freedom in machining
- // P. 112 **Accessories** for wood perforated grid panels, ø 22 mm
- // P. 114 **Accessories** for metal perforated grid plates, ø 28 mm, 4 mm thick
- // P. 117 **Accessories** for metal perforated grid plates, ø 22 mm, 3 mm thick
- // P. 118 **Accessories** for steel perforated grid plates, ø 16 mm
- // P. 120 **Accessories** for steel perforated grid plates, ø 28 mm

## SPECIAL CONSTRUCTION

Problems meet ergonomic solutions with the special construction from Reinhold Beck Maschinenbau GmbH.

- // P. 122 **Identify problems**  
Those who search for special solutions will find us
- // P. 123 **SPECIAL CONSTRUCTION**  
**Accessories** metal drawer base cabinet individual
- // P. 124 **SPECIAL CONSTRUCTION**  
**HS 300 large** Ergomatlift, perforated grid plate beech multiplex, pull-out system one-sided with stop **BH**
- // P. 126 **SPECIAL CONSTRUCTION**  
**HS 300** metal plate, skids, adjustable handle, battery linear drive, wheel brake
- // P. 128 **SPECIAL CONSTRUCTION**  
**HS 300** modeling lift table **BH**
- // P. 130 **SPECIAL CONSTRUCTION**  
**HS 300 large** all-side roller plate, stop rail, pull-out system **BH**
- // P. 132 **SPECIAL CONSTRUCTION**  
**SUPPORTER AM 400** ESA, narrow
- // P. 134 **SPECIAL CONSTRUCTION**  
**SUPPORTER AM 500**, extra high, stop rails, drawer-base cabinet **FH**
- // P. 136 **SPECIAL CONSTRUCTION**  
**HS 300 midi** swivel, extendable **FH**
- // P. 137 **SPECIAL CONSTRUCTION**  
**HS 300 large** swivel max **BH**


## OTHER PRODUCTS

Versatile and useful aides in the working day for more safety, comfort and opportunities.

- // P. 138 **Handling made easy**  
Useful aides in the workflow
- // P. 139 **Workplace mats** for ergonomic standing workplacese
- // P. 140 **Silver-Line SL 1000B** **EH**
- // P. 141 **Silver-Line SL 2000** **EH**
- // P. 142 **TL-lifting tables** extra-strong work tables  
The extremes among the lifting tables
- // P. 144 **Teamer Mini lifter**
- // P. 146 + Teamer Mini lifter **OPTIONS**
- // P. 148 **Tripod** roller support
- // P. 149 + Tripod **SUPPORTS**
- // P. 149 **Tripod** craftsman boy
- // P. 149 **Tripod** HD
- // P. 150 **Trapezoid** painting and order picking trolleys
- // P. 151 **KUNO** transport and relay carrier
- // P. 152 **Multicar Midi** picking trolley
- // P. 154 **Multicar Maxi** picking trolley
- // P. 156 **CADDY** Multi-purpose trolley

## APPENDIX

- // P. 158 Place for your notes
- // P. 165 Packaging costs
- // P. 166 Terms of sale, delivery and payment
- // P. 168 Order form



Scan QR code and  
Download order form:  
[www.beck-maschinenbau.com/  
katalog/](http://www.beck-maschinenbau.com/katalog/)

## LEGEND



**PAYLOAD**  
limit of  
Stress



**PLATFORM SIZE**  
size of  
Support  
surface



**OVERALL  
HEIGHT**  
adjustment  
including table  
height



**WEIGHT**  
Weight of the  
Work table



**MECHANISM OF HEIGHT ADJUSTMENT**  
for ergonomic workplace design



**BATTERY**



**ELECTRIC**



**STATIONARY**



**MOVABLE**

### MADE UP FOR YOU

#### CONFIGURED

frequently requested configurations  
of our products for you for easier  
selection.

### MECHANISM OF HEIGHT ADJUSTMENT

- FH** Foot hydraulic
- BH** Battery hydraulic
- EH** Electro-hydraulic

### NEW HITS

**NEW!** new products in our range



**HOLE GRID**  
diameter  
in mm

# CORPORATE

## SPECIALIST WANTED AND FOUND

### WORKING ERGONOMICALLY. ACTING ECONOMICALLY.

Reinhold Beck recognized the potential of ergonomic workstations early on and set an example with height-adjustable work tables that take into account different body sizes and the optimal positioning of workpieces.

These are making their contribution in more and more companies to protect the health of employees and improve profitability. The key, however, is to evolve with your customers. We understand not only our craft, but also that of those who are to perform their work successfully with our products.

» The consultation before the purchase is just as important as the support during processing and commissioning.

Over the years, intelligent solutions for ergonomic working in different areas have been developed. The company Reinhold Beck Maschinenbau GmbH offers a high vertical range of manufacture in own constructions, modern production facilities and own assembly. Due to the great experience in optimizing work processes, special machines are also manufactured according to customer requirements.

## MADE IN GERMANY SINCE 1984

- 1984 Company founded by Reinhold Beck, production of bonding presses for staircase construction
- 1987 Relocation to today's 400 m<sup>2</sup> location in Krauchenwies-Bittelschieß
- 1988 Expansion of the company  
Employment of two employees
- 1990 Expansion of the company with a second hall of approx. 1,200 m<sup>2</sup> and further development of the solid wood gluing presses as well as development of the first deck gluing presses KONTRA and KONTRA-Comet
- 1990 Extension of the range and production of the first roller and measuring conveyors
- 1991 First presentation of the solid wood gluing press KONTRA – floor gluing press at the craft fair in Munich
- 1991 Award at the IHM with the 1<sup>st</sup> place of the Bavarian State Prize
- 1991 Development and sale of the first gluing systems for industrial solid wood panel production, tower press, frame press, edge press, 3- and 4-level gluing rotors
- 1991 Expansion of international sales (whole Europe, USA, Russia) and Employment of 15 employees
- 1995 Production of first lifting and working tables
- 1996 Further development of the product range of ergonomic assembly tables
- 1998 Own developments in the field of ergonomics and economy due to high demand and expansion of the sheet metal working sector, schools, training, industry, etc.
- 2010 Acquisition of the Sigmaringen-based PAN-HANS company (by the previously newly founded company HO|KU|BE|MA)
- 2012 Acquisition of the Italian company AGAZZANI, manufacturer of band saw and under table crosscut sawing machines, and Relocation of production to Sigmaringen
- 2014 30<sup>th</sup> anniversary of the company
- 2017 Granting of the European patent for „stepless, height-adjustable work and assembly table“ and further patent applications in the field of ergonomic work tables
- 2019 Awarded the Bavarian State Prize for „ergonomic work and assembly table Supporter AM 500“ at the IHM trade fair in Munich. Supporter AM 500 assembly table“
- 2020 Employment of 30 employees

## PRODUCT GROUPS

### LIFTING TABLES

// FROM P.010



### WORKTABLES

// FROM P.080




### LIFTING EQUIPMENT

// P.144




### HANDLING EQUIPMENT

// FROM P.150



### GLUING PRESS



### UNDER TABLE

CROSSCUT SAWS



## WHY YOU SHOULD CHOOSE LIFTING AND WORK TABLES FROM BECK?


- + Patented product developments
- + Many years of know-how over 35 years
- + Large product variety of work aids
- + Over 160 different lift table variants
- + Specialized in special solutions
- + Expert service team from Mon – Fri
- + Durable and high-quality products
- + Production in Germany
- + 600 m<sup>2</sup> walk-in exhibition
- + Ergonomically trained consulting staff

What does height adjustable mean? At Reinhold Beck Maschinenbau GmbH, height-adjustable means: Infinitely variable as required, even under load, adjustable to any body size and effortlessly at any time. A question that should be asked to gain insight into the world of brand diversity. In addition, the company began early on to develop and manufacture ergonomically optimized work tables. With a large number of lifting tables, the mechanical engineering company is one of the pioneers of modern workplace equipment in the technical field.

## WHERE CAN OUR PRODUCTS BE USED?

### ERGONOMICS IS EVERYWHERE.

Every industry has its special requirements – height-adjustable work tables and other back-friendly work aids are essential for a healthy and economical company. At Reinhold Beck Maschinenbau GmbH, we pay particular attention to ergonomic work and practical relevance when developing our products. Our large range of products thus enables individual use for a wide variety of work processes.



### PRICES

**Bavarian**

**State Prize 1991**

1<sup>st</sup> place awarded by IHM Munich for the pneumatic deck gluing press for gluing solid wood




### PRICES

**Bavarian**

**State Prize 2019**

Awarded by IHM for "ergonomic Work and assembly table Supporter AM 500"




### PATENT

**European patent**

**No.: EP2308344**

Height-adjustable working and Assembly table



### PATENT

**Utility model**

**No.: 202018102381**

Transport trolleys, in particular for storing and transporting objects such as tools and / or workpieces (KUNO)

# ERGONOMICS

## ERGONOMICS IN THE WORKPLACE

**MEDICINALLY REQUIRED. ECONOMICALLY REASONABLE.**

Ergonomics and economy – two terms that only appear to be in contradiction to one another at first glance. A look into the production and assembly halls shows that there are still countless jobs to be found in our automated and optimized society, which can expect a lot from those who work there.

**” We know what is important, what needs to be considered and what moves our customers in their industry.**

People have grown differently, no two bodies are the same. Work tables with a fixed height that are used standing up therefore do not contribute to improving ergonomics in production, assembly and maintenance. It is primarily diseases and damage to the spine and the musculoskeletal system

that result from this. Occupational physicians have long agreed on this and are demanding that these findings be taken into account by means of appropriate height-adjustable work tables.

The use of height-adjustable work tables increases productivity and sickness-related downtimes are the exception. Ergonomic work tables are a worthwhile investment in the health of employees and the future of the company. With our products you can lift, lower, convey, turn and tilt more easily, gently and quickly. We make things right and complement the work machine – BECK products can be found where productive and safe work is important.



## BECK products bring the workpieces to the worker!

### EXAMPLE OF CALCULATION

**HOW DO YOU SAVE WITH BECK PRODUCTS:**



#### Working with HS 300:

1 worker saves 3 minutes per hour, since almost all work processes are possible on one table.

This results in 220 working days per year a saving of 88 hours and at an hourly rate of € 30 this is an annual saving of € 2,640 per worker.

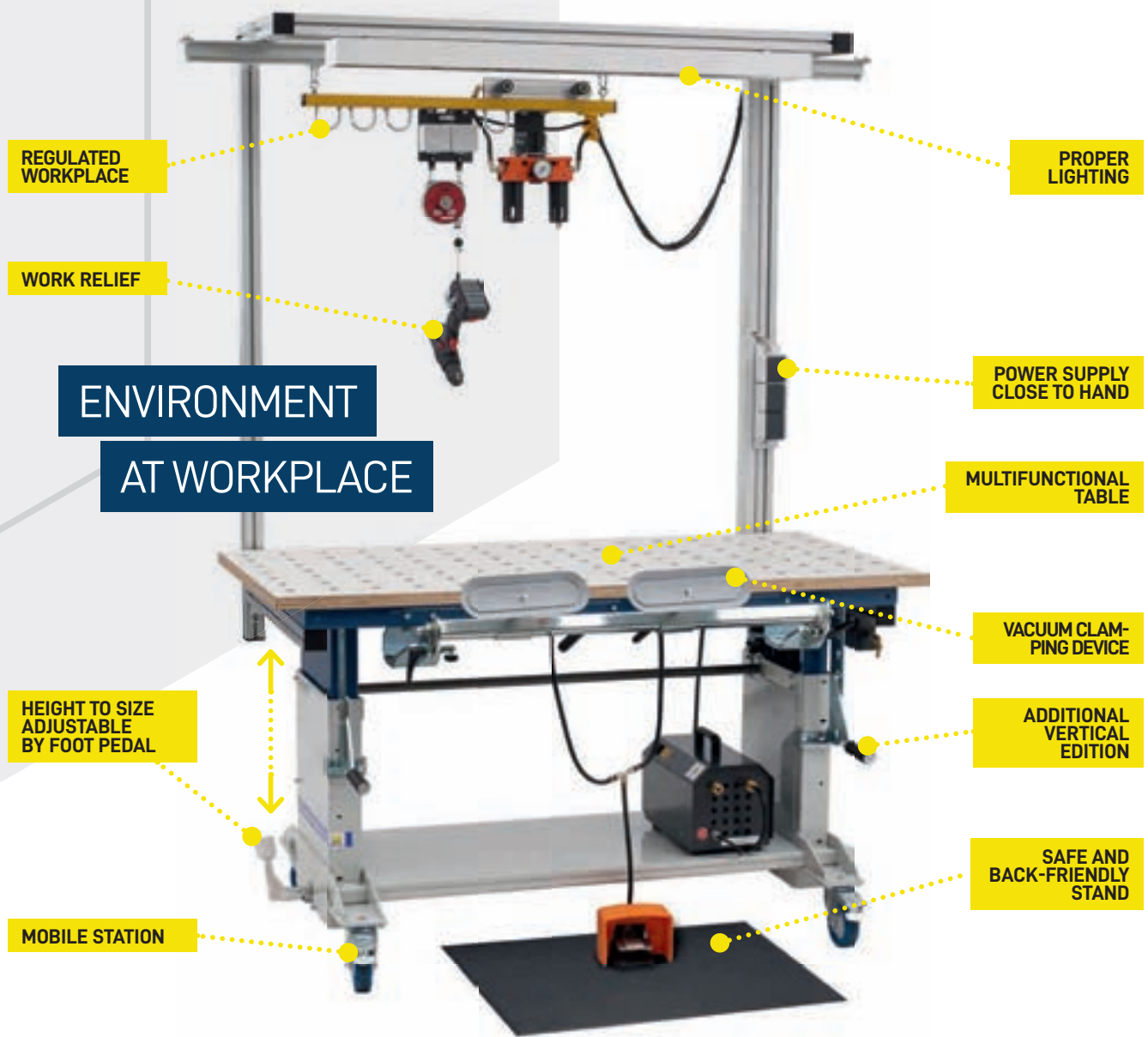
$$3 \text{ min./hour} \times 8 \text{ hours/wd} \times 220 \text{ wd/year} \\ = 88 \text{ hours} \times 30 \text{ €} = 2.640 \text{ €}$$

**This means that the investment costs for this ergonomic work table amortize after just 1 year.**

min. = Minute (s) | hour = hour (s) | wd = working day (s)

### EMPLOYER BENEFITS:

- + Counteract demographic change
- + Reduce sick days
- + Higher productivity
- + Be an attractive employer
- + Fit employees well beyond retirement age



## WORKING AIDS FOR PRACTITIONERS

### THE FOCUS IS ON PEOPLE.

Ergonomics only becomes expensive when it's too late. At planning of the work environment, the ergonomic conditions are recorded and the most important factors are targeted.

**“ We provide detailed advice, develop the right solution and are happy to achieve the best possible result.**

The aim should be to create optimized workplaces for constant quality and to improve profitability. To reduce sick days / costs and to keep fit and motivated employees, who will be able to carry out their activity for a long time. Optimally adapt workplaces to the working person in order to be an attractive employer in the long term.

- + Eye-friendly daylight lamps
- + Work mats to reduce the Joint stress at standing workplaces
- + Height-adjustable seated workstations
- + Individual workplaces with changing activities for mental freshness
- + Relaxation exercises for the neck
- + General strengthening of the back muscles and prevention
- + Sufficient work space at the workplace
- + 5 min burst ventilation for oxygen exchange
- + Optimized grip space at the workplace with an erect upper body without turning the trunk



# SUSTAINABILITY

## PEOPLE, THE MOST IMPORTANT RESOURCE

**SUSTAINABLE, EFFECTIVE AND HEALTHY INTO THE FUTURE.**

Sustainability describes, on the one hand, the process of maintaining what already exists as it is and, on the other hand, the process of thinking about the effects of our actions. Together with you, we would like to make the work process more sustainable for companies and employees.

The sustainability factor should particularly be related to people. An optimized field of work has a lasting positive effect on employees who can work effectively thanks to a future-oriented company concept - and do so well into retirement age.



**What we do today will  
determine our tomorrow.**



### RECYCLING

All mechanical components and materials are recyclable.



### RESOURCES

Resource and energy saving  
Work processes in manufacturing.



### CLIMATE-NEUTRAL

Production of climate neutral and environmentally friendly advertising material.

## ACTIVE ACTION

**THE MOST EFFECTIVE THING IS TO DO SOMETHING.**

Sustainability can also be found in the management of employees and in the company philosophy. As a company, we realize the relevance and therefore want to actively participate in it.

**“ Since its foundation, our actions and our company management have followed two principles: sustainability and environmental friendliness.**

In production, we always strive to keep the consumption of resources and energy as low as possible and

thus make a meaningful contribution to environmental protection. In addition, we are constantly developing our work tables and work aids further in order to keep cost-effectiveness high and energy consumption low during use. We are also in no way inferior when it comes to marketing and consciously focus on environmentally friendly products.

We offer sustainable promotional gifts, such as pencils instead of plastic pens, wooden folding rulers and brooms, and climate-neutral brochures and catalogs.

# LIFT + ASSEMBLY TABLES

## WHICH IS THE RIGHT ONE?

### OUR SOLUTIONS FOR ALL AREAS AND SECTORS.

In order to meet the requirements, the height-adjustable work table must meet certain requirements. Only in this way it is able to make its contribution in terms of economy, safety and ergonomics.



#### HEIGHT ADJUSTMENT

Stepless adjustment to the height of the employee and the workpieces to be processed and their dimensions.



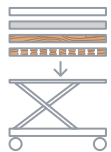
#### MECHANISM

Height adjustment via various activators, e.g. hydraulics by foot pump, battery hydraulics or electrohydraulics.



#### READY FOR USE

Can be used as a place to sit or stand without interfering edges, accessible from all sides, with sufficient work space and space to reach.



#### FUNCTIONALITY

Wide range of different worktops.



#### COMPATIBILITY

Can be combined with processing machines by holding attachable tools, assembly aids, clamping devices or aids.



#### STORAGE SPACE

Storage options for work equipment and Tool z. B. shelves, drawers, container and tool holders.



#### POWER SUPPLY

Integrated supply of electricity and compressed air via corresponding energy bars for work processes.



#### MOBILITY

Mobile version with optimal combination of rollers or stationary version with precisely adjustable foot plates.



#### WORKING AREA

Fulfillment of industry-specific requirements in production, assembly, maintenance and training departments.



#### DESIGN

Timeless and ergonomically oriented design with a free choice of colors for the powder coating according to RAL.



#### CARE

High, economical cleaning and maintenance friendliness.



#### SUSTAINABILITY

High value retention due to long product warranty, secured product procurement over years and guaranteed spare parts supply.



#### PRICING

Individual pricing with integration of financing options and a good price / performance ratio for the range.



#### INSTALLATION

Quick and easy use thanks to a high degree of pre-assembly at the factory.

## DECISION FACTORS:

- + Workbench can be used as a mobile device or installed in a stationary manner
- + Choice of height adjustment mechanism
- + Required, integrated energy supply
- + Additional storage options and storage space
- + Choice of worktop texture



# HS 100

## ALUMINIUM PLATE | EH



**PAYLOAD**  
up to 100 kg



**PLATFORM SIZE**  
840 x 400 x 2 mm



**OVERALL HEIGHT**  
max. 750 mm

Small and fine, but with a lot of know-how, the smallest lifting table in our product range shines. Even the smallest lifting table is designed so robustly that it already has a load capacity of 100 kg. The height is adjusted using a conventional cordless screwdriver and size 17 socket that can be found in every workshop.

Usable stroke	580 mm
Height of the lifting table	170 mm
Weight	approx. 16 kg

ART.: 190.050.00



FOOT



BATTERY



ELECTRIC

STEPLESS  
AND UNDER LOAD  
HEIGHT ADJUSTABLE  
WITH HELP OF  
A BATTERY  
SCREWDRIVER



STATIONARY



Scan the QR code and  
watch the user video:  
[https://www.youtube.com/  
watch?v=2BQd-y4Jvul](https://www.youtube.com/watch?v=2BQd-y4Jvul)

## HIGHLIGHT

THAT MAKES THE HS 100 SPECIAL:

1



The height is adjusted under load electronically via a cordless drill.

2



The scissor construction offers a high Stability and a smooth run.

3



The rollers running in the rail allow the lifting table to slide upwards.

4



The spacers protect against damage when they are at a minimum height.



## LIGHTWEIGHT ALUMINUM CONSTRUCTION | FH



**PAYLOAD**  
up to 200 kg



**PLATFORM SIZE**  
1,000 x 600 x 3 mm



**OVERALL HEIGHT**  
max. 1,010 mm

**IDEAL FOR EVERY  
SERVICE TECHNICIAN**

As a qualified company in the field of height-adjustable lifting and work tables with decades of experience, we are always willing in the development of our products to find simplifying and facilitating solutions for problems that arise in everyday work. One of these areas is the use of height-adjustable, ergonomic lifting and work tables also for locations outside the company - by service technicians or craftsmen, for example. For this purpose, we offer our NIVEAU lift table HS 200 Alu-Line from our large product range. Made entirely of aluminum, it is versatile and easy to stow away in the service vehicle

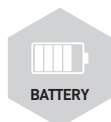
Useful stroke	610 mm
Height of the lifting table	400 mm
Weight	approx. 35 kg
4 swivel castors (wheel ø 125 mm), 2 of them with brake	

ART.: 180.100.00

STEPLESS  
AND UNDER LOAD  
HEIGHT ADJUSTABLE  
WITH THE HELP OF  
FOOT HYDRAULICS



FOOT



BATTERY



ELECTRIC

1

2

3

### APPLICATION AREAS:

- + Lightweight lifting table for service technicians during assembly work
- + Finds space in every service vehicle
- + Confident maneuvering through small workshops and warehouses with narrow aisles
- + For an ergonomic way of working during standing assembly work thanks to the simple and individual height adjustment



Scan the QR code and  
watch the user video  
[https://www.youtube.com/  
watch?v=BjuYa6wPNWQ](https://www.youtube.com/watch?v=BjuYa6wPNWQ)

**AVAILABLE  
WORKTOPS  
AND OPTIONS**  
// FROM P.014

4

**ERGONOMICS**  
IS OUR PASSION!  
THAT'S WHY WE ALWAYS  
HAVE YOUR BACK PREVEN-  
TION IN MIND DURING THE  
PRODUCT DEVELOPMENT  
OF OUR HEIGHT-ADJUSTABLE  
LIFT AND WORK TABLES.  
**YOUR BACK PREVENTION IN  
MIND – FOR YOUR FIT AND  
HEALTHY FUTURE.**



## HIGHLIGHT THAT MAKES THE HS 200 SPECIAL:

1



The lifting table is brought to working height with millimeter precision via the hydraulic foot pump.

2



The scissors are additionally reinforced and thus offer a high level of stability when working.

3



Equipped with rollers and brakes, the lifting table can be moved and fixed flexibly.

4



For the HS 200, small minimum size means only 400 mm high and 35 kg light.

**EQUIPMENT** // FROM P.111

## WORKTOP SELECTABLE

The condition of the worktop depends on the workflow and requirements of the work environment. At Reinhold Beck Maschinenbau GmbH, the worktop is freely selectable.

A wide variety of panels are available for optimal processing. We provide you with a work table with a worktop for your industry-specific work process.



### WORKTOP AW 100 SMOOTH

Suitable for HS 200, attached to the platform

Platform size	1,250 x 800 x 21 mm
Weight	approx. 14 kg

ART.: 200.100.00



### BEECH MULTIPLEX WORKTOP

Suitable for HS 200, attached to the platform, the plate is coated with linseed oil

Platform size	1,250 x 800 x 30 mm
Weight	approx. 24 kg

ART.: 200.101.00



### BEECH MULTIPLEX PERFORATED GRID PANEL

Suitable for HS 200, attached to the platform, the plate is coated with linseed oil

Platform size	1,250 x 800 x 30 mm
Hole diameter	ø 22 mm
Hole grid spacing	T = 100 mm
Weight	approx. 23 kg

ART.: 200.102.00



### VERSATILE EQUIPMENT FOR PERFORATED GRID PANELS

Perforated grid panels are versatile and, with their accessories, offer solutions for optimized processes: clamping, gluing, pressing, grinding, polishing, etc. can be carried out on your lifting table with little effort.

**EQUIPMENT // FROM P.111**



## OVER 180 VARIANTS OF LIFTING TABLES

With our over 180 different versions of lifting and work tables, we are at your side with our know-how and advise you in detail on the best choice for your individual application.




**FEEL FREE TO CONTACT US WITHOUT OBLIGATION**

by phone: +49 (0)7576 962978-0

by email: [info@beck-maschinenbau.de](mailto:info@beck-maschinenbau.de)





**One of our smallest  
Lift tables and lighter than  
two crates of beer.**

# HS 300 STANDARD

## WITHOUT WORKTOP | FH



**PAYLOAD**  
up to 300 kg



**PLATFORM SIZE**  
970 x 590 mm



**OVERALL HEIGHT**  
max. 1,010 mm

The workplace of the future is mobile, height-adjustable under load and can be used individually like the HS 300. Different worktops can be placed on the base frame of the standard design and thus individualized for every industry and every area of application.

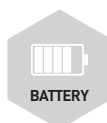
Useful stroke	610 mm
Height of the lifting table	400 mm
Weight	approx. 70 kg
4 swivel castors (wheel ø 125 mm), 2 of which have brakes	

ART.: 190.020.00

STEPLESS  
AND UNDER LOAD  
HEIGHT ADJUSTABLE  
WITH THE HELP OF  
FOOT HYDRAULICS



FOOT




BATTERY



ELECTRIC







**AVAILABLE  
WORKTOPS  
AND OPTIONS**  
// FROM P.018

## **HIGHLIGHT** THAT MAKES THE HS 300 SPECIAL:



**1**



The design of the scissor construction offers maximum stability thanks to the square profiles.

**2**



The screw connection of the scissor construction is reinforced throughout.

**3**



Two of the four swivel castors are equipped with parking brakes.

**4**



The locking lever blocks / secures your Lifting table mechanically at normal height.

**EQUIPMENT** // FROM P.111

# HS 300 STANDARD OPTIONS

## WORKTOP SELECTABLE

The purpose of use determines the correct consistency of the worktop. At Reinhold Beck Maschinenbau GmbH is the worktop freely selectable. In this way, workflows and requirements can be individually optimized.

We can provide you with a work table with a wide variety of worktops for your industry-specific work process and area of application.



### METAL WORKTOP

Suitable for HS 300, simply screwed on platform

Platform	1,000 x 600 x 3 mm
Color	Light gray RAL 7035
Weight	approx. 14 kg

ART.: 200.090.00

**CONFIGURED // P.020**



### WORKTOP AW 100 SMOOTH

Suitable for HS 300, can be attached to the platform

Platform	1,250 x 800 x 21 mm
Weight	approx. 14 kg

ART.: 200.100.00



### BEECH MULTIPLEX WORKTOP

Suitable for HS 300, can be attached to the platform, the plate is coated with linseed oil

Platform	1,250 x 800 x 30 mm
Weight	approx. 24 kg

ART.: 200.101.00



### BEECH MULTIPLEX PERFORATED GRID PANEL

Suitable for HS 300, can be attached to the platform, the plate is coated with linseed oil

Platform	1,250 x 800 x 30 mm
Hole diameter	ø 22 mm
Hole grid spacing	T = 100 mm
Weight	approx. 23 kg

ART.: 200.102.00



### BEECH MULTIPLEX WORKTOP WITH 2 DRAWER BOXES

Suitable for HS 300, 2 drawer boxes, on both sides extendable with spring bolt lock, screwed onto the platform

Platform	1,050 x 680 x 160 mm
Internal drawer dimensions	590 x 390 x 100 mm
Weight	approx. 30 kg

ART.: 200.103.00



### WORKTOP BIRCH MULTIPLEX, HPL-COATED ON BOTH SIDES

Suitable for HS 300, can be attached to the platform

Platform	1,250 x 800 x 30 mm
Color	White RAL 9016
Weight	approx. 25 kg

ART.: 200.104.00



### BIRCH MULTIPLEX PERFORATED GRID PANEL, HPL-COATED ON BOTH SIDES

Suitable for HS 300, can be attached to the platform

Platform	1,250 x 800 x 30 mm
Hole diameter	ø 22 mm
Hole grid spacing	T = 100 mm
Color	White RAL 9016
Weight	approx. 24 kg

ART.: 200.105.00



## VERSATILE EQUIPMENT FOR PERFORATED GRID PANELS

Whether clamping, gluing, pressing, grinding, polishing – a wide variety of operations can be carried out on your lifting table with little effort. Hole grid plates with accessories offer optimal solutions.

**EQUIPMENT // FROM P.111**




### BALL ROLLER TABLE TOP SMOOTH WITHOUT BARS

Suitable for HS 300, can be attached to the platform, castors in hardened socket

Platform size	1,000 x 610 x 3 mm
Ball transfer units	ø 15 mm
Ball roller pitch	T = 100 mm
Weight	approx. 34 kg

ART.: 200.107.00



### BALL ROLLER TABLE TOP SMOOTH WITH BARS ON ALL SIDES

Suitable for HS 300, can be attached to the platform, web strips can be removed, castors in hardened socket

Platform size	1,000 x 610 x 3 mm
Ball transfer units	ø 15 mm
Ball roller pitch	T = 100 mm
Web height	20 mm
Weight	approx. 36 kg

ART.: 200.119.00



### METAL GRID PLATE

Suitable for HS 300, screwed on platform, for use during assembly work and as welding plate for filigree welding work, surface: phosphated

Platform size	1,200 x 800 x 65 mm
Material thickness	4 mm
Hole diameter	ø 28 mm
Diagonal grid	T = 100 mm
Side plate	65 mm high
Weight	approx. 48 kg

ART.: 200.115.00



### HIGHROLLER CONVEYOR WITH PLASTIC SUPPORT ROLLERS, BALL BEARINGS

Suitable for HS 300 Standard with sheet metal plate, attachable to sheet metal plate

Track length	1,000 mm
Track width	700 mm
Plastic rollers	ø 63 mm
Pitch	250 mm
Weight	approx. 25 kg

ART.: 200.122.00



### ROLLER CONVEYOR WITH STEEL SUPPORT ROLLERS, BALL BEARINGS

Suitable for HS 300 Standard with sheet metal plate, attachable to sheet metal plate

Track length	1,000 mm
Track width	700 mm
Steel rollers	ø 60 mm
Pitch	250 mm
Weight	approx. 30 kg

ART.: 200.124.00



### BOOK BARS, 2 PIECES

With pressed-in magnets for fixing on the sheet metal plate

Beech strips	50 x 50 mm
Length	1,100 mm
Weight	approx. 3 kg

ART.: 200.112.00



### STAINLESS STEEL WORKTOP SMOOTH

Suitable for HS 300, for mounting on platform, 20 mm bevel all around, with handles on the narrow side

Platform size	1,200 x 750 x 2 mm
Weight	approx. 16 kg

ART.: 200.108.00



### SLIDING WING

Suitable for HS 300, to be screwed to the base frame

Weight	approx. 5 kg
--------	--------------

ART.: 200.109.00



### DIRECTIONAL STOP

Direction lock for swivel castor, 1 piece

The direction stop turns the swivel castor into a fixed castor

The steering direction is stabilized

Weight	approx. 1 kg
--------	--------------

ART.: 200.001.00

# HS 300 STANDARD

**CONFIGURED**

## SHEET METAL | FH


**PAYLOAD**  
up to 300 kg

**PLATE SIZE**  
1,000 x 600 x 3 mm

**OVERALL HEIGHT**  
max. 1,010 mm

Useful stroke	610 mm
Overall height of the lifting table	400 mm
Weight	approx. 70 kg
4 swivel castors (wheel ø 125 mm), 2 of which have brakes	

ART.: 190.100.00

STEPLESS  
AND UNDER LOAD  
HEIGHT ADJUSTABLE  
WITH THE HELP OF  
FOOT HYDRAULICS



### THE ECONOMIC GAIN:

- + Optimally equipped workstations ensure motivated employees
- + More safety due to high-quality and stable work tables
- + Adjusted work table height reduces additional work steps
- + High-quality materials and design for a long service life
- + Posture that is harmful to the back is avoided



# HS 300 STANDARD

## WITHOUT WORKTOP | BH



**PAYLOAD**  
up to 350 kg



**PLATE SIZE**  
970 x 590 mm



**OVERALL HEIGHT**  
max. 1,050 mm

Useful stroke	610 mm
Height of the lifting table	440 mm
Weight	approx. 100 kg
Lifting time	7 s
Hand button up/down	
4 swivel castors (wheel ø 125 mm), 2 of which have brakes	

ART.: 190.150.00

### CONFIGURED



**AVAILABLE  
WORKTOPS  
AND OPTIONS**  
// FROM P.018

STEPLESS  
AND UNDER LOAD  
HEIGHT ADJUSTABLE  
WITH THE HELP OF  
BATTERY HYDRAULICS



### RADIO CONTROL FOR BATTERY HYDRAULICS

Wireless operation for up/down  
including emergency stop button

ART.: 190.151.00



FOOT



BATTERY



ELECTRIC

# HS 300 MIDI

LIFTING TABLES // HS 300 MIDI

## WITHOUT WORKTOP | FH



**PAYLOAD**  
up to 300 kg



**PLATFORM SIZE**  
1,200 x 740 mm



**OVERALL HEIGHT**  
max. 1,010 mm

Different body sizes and the different dimensions of the products to be processed make height-adjustable work tables an essential prerequisite for ergonomically optimized workplaces.

Useful stroke	610 mm
Height of the lifting table	400 mm
Weight	approx. 85 kg
4 swivel castors (wheel ø 125 mm), 2 of which have brakes	

ART.: 190.200.00

STEPLESS  
AND UNDER LOAD  
HEIGHT ADJUSTABLE  
WITH THE HELP OF  
FOOT HYDRAULICS




FOOT




BATTERY



ELECTRIC





**AVAILABLE  
WORKTOPS  
AND OPTIONS**  
// FROM P.024

## **HIGHLIGHT** THAT MAKES THE HS 300 MIDI SPECIAL:

**1**



Lifting and lowering is done gently and carefully, with millimeter precision.

**2**



High stability due to the reinforced screw connection of the scissor construction.

**3**



Can be moved by two parking brakes on two of the four castors.

**4**



The locking lever blocks / secures your lifting table mechanically at normal height.



**4**



**EQUIPMENT** // FROM P.111



## OPTIONS

### WORKTOP SELECTABLE

The condition of the worktop depends on the workflow and requirements of the work environment. At Reinhold Beck Maschinenbau GmbH, the worktop is freely selectable. A wide variety of panels are available for optimal processing. We provide you with a work table with a worktop for your industry-specific work process.



### METAL SHEET SMOOTH

Suitable for HS 300 midi, screwed on

Platform	1,210 x 750 x 3 mm
Color	Light gray RAL 7035
Weight	approx. 18 kg

ART.: 210.316.00



### BEECH MULTIPLEX WORKTOP

Suitable for HS 300 midi, can be attached to the platform, the plate is coated with linseed oil

Platform	1,600 x 790 x 30 mm
Weight	approx. 30 kg

ART.: 210.305.00



### BEECH MULTIPLEX PERFORATED GRID PANEL

Suitable for HS 300 midi, can be attached to the platform, the plate is coated with linseed oil

Platform	1,600 x 790 x 30 mm
Hole diameter	ø 22 mm
Hole grid spacing	T = 100 mm
Weight	approx. 29 kg

ART.: 210.315.00



### WORKTOP BIRCH MULTIPLEX, HPL-COATED ON BOTH SIDES

Suitable for HS 300 midi, can be attached to the platform

Platform	1,600 x 790 x 30 mm
Color	White RAL 9016
Weight	approx. 30 kg

ART.: 210.326.00



### BIRCH MULTIPLEX PERFORATED GRID PANEL, HPL-COATED ON BOTH SIDES

Suitable for HS 300 midi, can be attached to the platform

Platform	1,600 x 790 x 30 mm
Hole diameter	ø 22 mm
Hole grid spacing	T = 100 mm
Color	White RAL 9016
Weight	approx. 29 kg

ART.: 210.328.00



### METAL GRID PLATE

Suitable for HS 300 midi, screwed onto the platform, for use in assembly work and as a welding plate for filigree welding work, surface: phosphated

Platform size	1,200 x 800 x 65 mm
Material thickness	4 mm
Hole diameter	ø 28 mm
Diagonal grid	100 mm
Side plate	65 mm high
Weight	approx. 48 kg

ART.: 200.115.00



### 16B-SYSTEM STEEL PERFORATED GRID PLATE

Suitable for HS 300 midi, screwed on, from high quality steel, mechanically processed with high accuracy, surface: plasma nitrided (corrosion-resistant + long-lasting wear protection), plate construction through cassette-shaped welded web plates reinforced, for Use for assembly work and as a welding plate for filigree welding work

Platform size	1,200 x 800 x 50 mm
Hole diameter	ø 16 mm
Grid	50 x 50 mm
Side plate	50 mm high
Distance between holes in side plate	50 mm
Material thickness	approx. 11.5 – 13 mm
Hole spacing in side wall 50 mm, hole radius 2 mm, corners + edges with a radius of 3/6 mm	
Weight	approx. 106 kg

ART.: 200.400.16





## SWIVEL MAX PLATFORM SWIVEL FRAME INCLUDING COUNTER WEIGHT

Suitable for HS 300 midi, built on a platform frame, easy to assemble / disassemble, with 2-layer locking for panel transport from vertical to horizontal and height adjustment. Large-format panels can be easily removed from the shelf by one person and fed to the processing machine (e.g. sliding table saw, etc.).

For panel weights	up to max. 120 kg
Weight	approx. 48 kg

ART.: 190.300.00

**CONFIGURED // P.026**



## SLIDING WING

Suitable for HS 300 midi, for screwing on

Weight	approx. 6 kg
--------	--------------

ART.: 200.219.00



## DIRECTIONAL STOP

Direction lock for swivel castor, 1 piece

The direction stop turns the swivel castor into a fixed castor

The steering direction is stabilized

Weight	approx. 1 kg
--------	--------------

ART.: 200.001.00



## TRY, EXPERIENCE, LOVE

Our showroom is a year-round product presentation and is used to try out products and machines. We would be happy to advise you personally on site.



**FEEL FREE TO CONTACT US WITHOUT OBLIGATION:**

by phone: +49 (0)7576 962978-0

by email: [info@beck-maschinenbau.de](mailto:info@beck-maschinenbau.de)

# HS 300 MIDI

## SWIVEL MAX | FH

**CONFIGURED**


Scan the QR code and watch the user video:  
<https://www.youtube.com/watch?v=r2owvNixNEw>



**PAYLOAD**  
up to 300 kg



**PLATE SIZE**  
1,200 x 740 mm



**PLATFORM SWIVEL FRAME**  
1,800 x 1,480 mm



**OVERALL HEIGHT**  
max. 1,010 mm

Useful stroke	610 mm
Height of the lifting table	400 mm
Weight	approx. 153 kg
4 swivel castors (wheel ø 125 mm), 2 of which have brakes	

ART.: 190.220.00

### PIVOT, ADJUST EFFORTLESSLY SIMPLE:

Panels can be moved from the vertical to the horizontal position by one person without exertion using the Swivel Max. Platform swivel frame with 2-position locking, can be dismantled in just a few simple steps. Ideal for work in panel processing in the wood and metal area

STEPLESS AND UNDER LOAD HEIGHT ADJUSTABLE WITH THE HELP OF FOOT HYDRAULICS

Also suitable for metallic plates



# HS 300 MIDI

## WITHOUT WORKTOP | BH



**PAYLOAD**  
up to 350 kg



**PLATE SIZE**  
1,200 x 740 mm



**OVERALL HEIGHT**  
max. 1,050 mm

Useful stroke	610 mm
Height of the lifting table	440 mm
Weight	approx. 110 kg
Lifting time	7 s
Hand button up/down	
4 swivel castors (wheel ø 125 mm), 2 of which have brakes	

ART.: 190.210.00

**CONFIGURED**

**AVAILABLE  
WORKTOPS  
AND OPTIONS**  
// FROM P.024

STEPLESS  
AND UNDER LOAD  
HEIGHT ADJUSTABLE  
WITH THE HELP OF  
BATTERY HYDRAULICS



### RADIO CONTROL FOR BATTERY HYDRAULICS

Wireless operation for up/down  
including emergency stop button

ART.: 190.151.00

# HEALTHY AT WORK ...

## SETTING AN EXAMPLE

### ERGONOMIC WORKPLACES.

People grew up differently. Working at a fixed height results in permanent illnesses and damage to the spine – even when starting your career. The solution: ergonomic, height-adjustable work tables for different body sizes and the optimal positioning of the workpieces.



### CHANGING WORK ATTITUDE

... achieve a changing work posture with ergonomic, height-adjustable lifting and work tables from Reinhold Beck Maschinenbau GmbH.

HEADACHE

NECK PAIN

SHOULDER PULL

### TYPICAL DISEASE SYMPTOMS

Bad work posture could be the cause of these signs.

BACK PAIN

### GRIP SPACE

... choose at heart level.

WORKPLACE  
... keep it clean, tidy and as free as possible for effective work.

BECK PRODUCTS  
BRING THE  
WORKPIECES TO  
THE WORKER!

### SIT CORRECTLY

... with a tilted pelvis, raised chest and stretched cervical vertebrae. Free breathing is optimally possible, the internal organs are relieved, the weight is evenly distributed over the intervertebral discs.







Rule of thumb:  
30 – 40 ml  
Water per  
kilogram  
body weight

**TO DRINK**  
... regularly and  
enough water promo-  
tes Concentration.

### EXERCISES

... regular, short  
relaxation exercises  
for the shoulder and  
neck prevent common  
diseases.

### TABLE HEIGHT

... **standing** activities:  
1.60 m ↔ 900 mm  
1.70 m ↔ 1,000 mm  
1.80 m ↔ 1,050 mm  
1.90 m ↔ 1,100 mm

### TABLE HEIGHT

... **sedentary** activities:  
1.60 m ↔ 720 mm  
1.70 m ↔ 730 mm  
1.80 m ↔ 770 mm  
1.90 m ↔ 810 mm

**CHANGING  
WORKING HEIGHTS**  
Especially when several  
people work at the same  
workplace, a height-ad-  
justable work table is  
practical.

### CORRECT STANDING

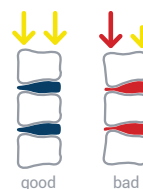
... with a wide, stable position and  
good footwear on an ergonomic  
floor mat.



Scan QR code and  
download poster:  
[www.beck-maschinenbau.com/  
ergonomie/](http://www.beck-maschinenbau.com/ergonomie/)

### LIFT CORRECTLY

... from a crouch position  
with pre-tensioned back  
muscles in order to stress  
all vertebrae of the spine  
evenly.



**... A LIFE LONG!**

HEALTH IS LIKE EVERYTHING ELSE: YOU WILL  
ONLY APPRECIATE IT WHEN IT IS MISSING.

**START PREVENTION TODAY!**

# HS 300 LARGE

LIFTING TABLES // HS 300 LARGE

WITHOUT WORKTOP | FH



**PAYLOAD**  
up to 300 kg



**PLATFORM SIZE**  
1,900 x 740 mm



**OVERALL HEIGHT**  
max. 1,010 mm

Beck products are characterized by technology, quality and know-how. In particular, our unique selling point, the double horizontal scissor construction, ensures maximum stability with two fixed bearings and two floating bearings.


Useful stroke	610 mm
Height of the lifting table	400 mm
Weight	approx. 150 kg
4 swivel castors (wheel ø 125 mm), 2 of which have brakes	

ART.: 191,100.00

STEPLESS  
AND UNDER LOAD  
HEIGHT ADJUSTABLE  
WITH THE HELP OF  
FOOT HYDRAULICS


## STRONG ALLROUNDER:

- + Thanks to the new double scissors, the HS 300 large offers particularly high stability
- + The profiles made of square tubes are extreme resilient, making this type of lifting table versatile
- + The specially selected screws for the connection are easy to use, especially for the foot hydraulics



**NEW!**





AVAILABLE  
WORKTOPS  
AND OPTIONS  
// FROM P.032

## HIGHLIGHT THAT MAKES THE HS 300 LARGE PARTICULARLY:



1

The height adjustment is carried out carefully, even when handling sensitive objects.



2

The construction of high-quality steel profiles ensures high stability.




3

The lifting table is additionally secured at normal height with the locking lever.



4

Constant stability even with a full load of 300 kg.



2

4



EQUIPMENT // FROM P.111

# HS 300 LARGE OPTIONS

## WORKTOP SELECTABLE

At Reinhold Beck Maschinenbau GmbH, not only ergonomics are important, but also sustainability foremost. The high value retention on the product itself in connection with a guaranteed supply of spare parts enable an ideal workflow even years later. If necessary, worktops that are getting old in years can also be exchanged and replaced.



### METAL SHEET WORKTOP

Suitable for HS 300 large, smooth, screwed on, all-round 20 mm bevel

Platform	1,960 x 840 x 3 mm
Color	Light gray RAL 7035
Weight	approx. 42 kg

ART.: 200.205.00



### BEECH MULTIPLEX WORKTOP

Suitable for HS 300 large, screwed on platform, plate is coated with linseed oil

Platform	2,000 x 1,000 x 30 mm
Weight	approx. 45 kg

ART.: 200.200.00

**CONFIGURED // P.038**



### BEECH MULTIPLEX PERFORATED GRID PANEL

Suitable for HS 300 large, screwed onto the platform, the plate is coated with linseed oil

Platform	2,000 x 1,000 x 30 mm
Hole diameter	ø 22 mm
Hole grid spacing	T = 100 mm
Weight	approx. 41 kg

ART.: 200.201.00

**CONFIGURED // P.039**



### WORKTOP BIRCH MULTIPLEX, HPL-COATED ON BOTH SIDES

Suitable for HS 300 large, screwed onto the platform

Platform	2,000 x 1,000 x 30 mm
Color	White RAL 9016
Weight	approx. 46 kg

ART.: 200.210.00



### PERFORATED GRID PANEL BIRCH MULTIPLEX, HPL-COATED ON BOTH SIDES

Suitable for HS 300 large, screwed onto the platform

Platform	2,000 x 1,000 x 30 mm
Hole diameter	ø 22 mm
Hole grid spacing	T = 100 mm
Color	White RAL 9016
Weight	approx. 42 kg

ART.: 200.217.00



### BEECH MULTIPLEX WORKTOP WITH 3 DRAWER BOXES

Suitable for HS 300 large, 3 drawer boxes, extendable on both sides with spring bolt lock

Platform	2,000 x 1,000 x 160 mm
Worktop thickness	27 mm
Internal drawer dimensions	900 x 560 x 100 mm
Weight	approx. 74 kg

ART.: 200.203.00



### ROLLER CONVEYOR WITH STEEL SUPPORT ROLLERS, BALL BEARINGS

Suitable for HS 300 large with sheet metal plate, screwed on

Track length	1,900 mm
Track width	800 mm
Steel rollers	ø 60 mm
Pitch	250 mm
Weight	approx. 90 kg

ART.: 200.127.00

Only in connection with Art.: 200.205.00



### PLANING BENCH WORKTOP, SOLID BEECH TOP

Suitable for HS 300 large, screwed on rear clamp

With parallel clamping guide

Double row of bench hooks with 4 round steel bench hooks	
Worktop thickness	40 mm
Platform	1,960 x 840 x 100 mm
Weight	approx. 80 kg

ART.: 200.204.00




### TILTING DEVICE WITHOUT WORKTOP

Suitable for HS 300 large, tilting device manually hydraulically adjustable up to an inclination of 58 °

Platform	1,900 x 740 x 160 mm
Weight	approx. 45 kg

ART.: 200.206.00




### TILTING DEVICE WITH PERFORATED GRID PLATE BEECH MULTIPLEX

Plate screwed onto the platform, plate is coated with linseed oil, tilting device and hydraulic adjustable up to an inclination of 58 °

Plate size	2,000 x 1,000 x 30 mm
Hole diameter	ø 22 mm
Hole grid spacing	T = 100 mm
Weight	approx. 85 kg

ART.: 200.207.00



### TILTING DEVICE WITH PERFORATED METAL PLATE

Plate screwed onto the platform, powder-coated, tilting device manually hydraulically adjustable up to an inclination of 58 °, with continuous stop rail on the lower and left side

Plate size	2,000 x 1,000 x 3 mm
Hole diameter	ø 22 mm
Hole grid	T = 50 mm
Color	Light gray RAL 7035
Weight	approx. 90 kg

ART.: 200.208.00



## SOLUTIONS FOR MORE POSSIBILITIES

Didn't find the right solution among our products? That is almost impossible, because thanks to our variety of custom-made products, we are guaranteed to offer you the right solution.



**FEEL FREE TO CONTACT US WITHOUT OBLIGATION:**

by phone: +49 (0)7576 962978-0

by email: [info@beck-maschinenbau.de](mailto:info@beck-maschinenbau.de)

# HS 300 LARGE OPTIONS



## TOOL TRAY

Practical tool and small parts tray mounted below the worktop on the opposite side of the foot pedal

Inner tub dimensions	1,900 x 125 x 110 mm
Weight	approx. 15 kg

ART.: 200.214.00

Only for worktops in. Format 2,000 x 1,000 x 30 mm suitable. Can be mounted on both sides of BH versions.



## ROTATING PLATFORM 360 ° WITH BEECH MULTIPLEX WORKTOP

Suitable for HS 300 large, mounted on a lifting table

Platform	2,000 x 1,000 x 30 mm
Construction height	120 mm
Rotation movement: Manual operation by spring-actuated linkage with recessed grip	
Ball bearing mounted with slewing ring	
90 ° grid system with 4x stop	
Weight	approx. 100 kg

ART.: 200.215.00



## DIRECTIONAL STOP

Direction lock for swivel castor, 1 piece

The direction stop turns the swivel castor into a fixed castor

The steering direction is stabilized

Weight	approx. 1 kg
--------	--------------

ART.: 200.001.00



## ENERGY BAR WITH CENTRAL AIR AND ELECTRICAL CONNECTION

Suitable for HS 300 large

230 V supply cable, 3 m long


Connections:

3x Schuko sockets with lids

4x quick couplings for compressed air

Weight	approx. 2 kg
--------	--------------

ART.: 200.407.00



## LOCKING DEVICE WITH 4 LEVELING FEET

Suitable for HS 300 large, by turning the lever, the lifting table is raised approx. 10 mm and brought from the driving position to a static rest position

With 4 adjustable feet and hand lever for optimal stability

Weight	approx. 30 kg
--------	---------------

ART.: 200.300.00



## STATIONARY DESIGN

4 base plates with threaded bolts, base plates are adjustable to +/- 15 mm for floor leveling

Weight	approx. 6 kg
--------	--------------

ART.: 200.020.00





### PULL-OUT SYSTEM ON ONE SIDE WITHOUT A PLATE

Platform extension by pulling out up to 820 mm per side, suitable for HS 300 large

Format per side	810 x 160 mm
Can be fixed with grid bolts in a 80 mm grid	
Weight	approx. 20 kg

ART.: 200.320.00

### DRAWER SYSTEM LEFT AND RIGHT, WITHOUT PLATE

Weight	approx. 40 kg
--------	---------------

ART.: 200.220.00



### PULL-OUT SYSTEM ON ONE SIDE WITH BEECH MULTIPLEX WORKTOP

Platform extension by pulling out up to 820 mm per side, suitable for HS 300 large


Format per side	1,000 x 200 x 30 mm
Can be fixed with grid bolts in a 80 mm grid	
Weight	approx. 23 kg

ART.: 200.323.00

### PULL-OUT SYSTEM LEFT AND RIGHT, WITH BEECH MULTIPLEX WORKTOP

Weight	approx. 46 kg
--------	---------------

ART.: 200.223.00



### PULL-OUT SYSTEM ON ONE SIDE WITH BIRCH MULTIPLEX WORKTOP, HPL-COATED ON BOTH SIDES

Platform extension by pulling out up to 820 mm per side, suitable for HS 300 large


Format per side	1,000 x 200 x 30 mm
Can be fixed with grid bolts in a 80 mm grid	
Color	White RAL 9016
Weight	approx. 23 kg

ART.: 200.324.00

### PULL-OUT SYSTEM LEFT AND RIGHT, WITH BIRCH MULTIPLEX WORKTOP, HPL-COATED ON BOTH SIDES

Weight	approx. 46 kg
--------	---------------

ART.: 200.224.00



### PULL-OUT SYSTEM ON ONE SIDE WITH PERFORATED BEECH MULTIPLEX PANEL

Platform extension by pulling out up to 820 mm per side, suitable for HS 300 large

Format per side	1,000 x 200 x 30 mm
Hole diameter	ø 22 mm
Hole grid spacing	T = 100 mm
Can be fixed with grid bolts in a 80 mm grid	
Weight	approx. 23 kg

ART.: 200.325.00

### PULL-OUT SYSTEM LEFT AND RIGHT, WITH PERFORATED BEECH MULTIPLEX PANEL

Weight	approx. 46 kg
--------	---------------

ART.: 200.225.00



### PULL-OUT SYSTEM ON ONE SIDE WITH BIRKEMULTIPLEX PERFORATED GRID PANEL, HPL-COATED ON BOTH SIDES

Platform extension by pulling out up to 820 mm per side, suitable for HS 300 large

Format per side	1,000 x 200 x 30 mm
Hole diameter	ø 22 mm
Hole grid spacing	T = 100 mm
Can be fixed with grid bolts in a 80 mm grid	
Color	White RAL 9016
Weight	approx. 23 kg

ART.: 200.327.00

### PULL-OUT SYSTEM LEFT AND RIGHT, WITH BIRK MULTIPLEX PERFORATED GRID PANEL, HPL-COATED ON BOTH SIDES

Weight	approx. 46 kg
--------	---------------

ART.: 200.226.00



### PULL-OUT SYSTEM ON ONE SIDE WITH A METAL SHEET

Platform extension by pulling out up to 820 mm per side, suitable for HS 300 large

Format per side	840 x 200 x 3 mm
Can be fixed with grid bolts in a 80 mm grid	
Color	Light gray RAL 7035
Weight	approx. 26 kg

ART.: 200.329.00

### PULL-OUT SYSTEM LEFT AND RIGHT, WITH METAL SHEET

Weight	approx. 53 kg
--------	---------------

ART.: 200.227.00

**CONFIGURED // P.040**



A photograph of two men in a warehouse or workshop. They are standing at a work table, looking at a large sheet of paper or a blueprint. The man on the left is wearing a dark blue long-sleeved shirt and light grey trousers. The man on the right is wearing a brown jacket and dark trousers. In the background, there are blue metal shelving units filled with various boxes and containers. A blue mechanical arm is visible on the left side of the frame.

**Handmade work tables  
produced in Germany.**

# HS 300 LARGE

LIFTING TABLES // HS 300 LARGE BH

## WITHOUT WORKTOP | BH



**PAYLOAD**  
up to 350 kg



**PLATFORM SIZE**  
1,900 x 740 mm



**OVERALL HEIGHT**  
max. 1,050 mm

The maintenance-free and battery-powered hydraulic drive including a 230 V charger with a Schuko plug is integrated in the base frame and therefore ideally installed.

Useful stroke	610 mm
Height of the lifting table	440 mm
Weight	approx. 195 kg
Aggregate	12 V
Tank	2,2 l
Battery	12 V / 24 BH
Hand switch for up / down with 3 m cable length	
4 swivel castors (wheel ø 125 mm), 2 of which have brakes	

ART.: 191.120.00

### CONFIGURED



**AVAILABLE  
WORKTOPS  
AND OPTIONS**  
// FROM P.032



STEPLESS AND  
UNDER HEIGHT-  
ADJUSTABLE LOAD  
WITH THE HELP OF  
BATTERY HYDRAULICS



FOOT



BATTERY



ELECTRIC



MOBILE



#### HAND SWITCH WITH SPIRAL CABLE

Instead of normal cables,  
Cable length: 2 m

ART.: 200.349.00



#### RADIO CONTROL FOR BATTERY HYDRAULICS

Wireless operation for up/down  
including emergency stop button

ART.: 190.151.00

**EQUIPMENT** // FROM P.111



# HS 300 LARGE

LIFTING TABLES // HS 300 LARGE BEECH MULTIPLEX WORKTOP

CONFIGURED

## WORKTOP BEECH MULTIPLEX | FH



**PAYLOAD**  
up to 300 kg



**PLATE SIZE**  
2,000 x 1,000 x 30 mm




**OVERALL HEIGHT**  
max. 1,040 mm

The beech multiplex worktop is coated with linseed oil and is ideal for gentle processing on sensitive items suitable for parts – safe for employees and production parts.

Useful stroke	610 mm
Height of the lifting table	430 mm
Weight	approx. 195 kg
4 swivel castors (wheel ø 125 mm), 2 of which have brakes	

ART.: 191.101.00



STEPLESS  
AND UNDER LOAD  
HEIGHT ADJUSTABLE  
WITH THE HELP OF  
FOOT HYDRAULICS



FOOT



BATTERY



ELECTRIC

# HS 300 LARGE

**CONFIGURED**

## BEECH MULTIPLEX PERFORATED GRID PANEL | FH


**PAYLOAD**  
up to 300 kg

**PLATE SIZE**  
2,000 x 1,000 x 30 mm


**OVERALL HEIGHT**  
max. 1,040 mm

Generous dimensions for large work assignments – the robust and solid construction made of high-quality steel profiles ensures high stability. The four swivel castors provide the necessary mobility.

Useful stroke	610 mm
Height of the lifting table	430 mm
Weight	approx. 190 kg
4 swivel castors (wheel ø 125 mm), 2 of which have brakes	

ART.: 191.102.00

**OPTIONAL**  
VERSATILE ACCESSORIES FOR PERFORATED GRID PLATES  
// FROM P.111



### VERSATILE EQUIPMENT FOR PERFORATED GRID PANELS

Perforated grid panels are versatile and, with their accessories, offer solutions for optimized processes: clamping, gluing, pressing, grinding, polishing, etc. can be carried out on your lifting table with little effort.

**EQUIPMENT // FROM P.111**


STEPLESS  
AND UNDER LOAD  
HEIGHT ADJUSTABLE  
WITH THE HELP OF  
FOOT HYDRAULICS



FOOT



BATTERY



ELECTRIC

# HS 300 LARGE

## PULL-OUT SYSTEM | FH

LIFTING TABLES // HS 300 LARGE PULL-OUT SYSTEM

CONFIGURED



**PAYLOAD**  
up to 300 kg



**PLATE SIZE**  
2,000 x 1,000 x 30 mm  
(expandable up to 4,040 mm)



**OVERALL HEIGHT**  
max. 1,040 mm

The HS 300 large shines with a beech multiplex perforated board and platform extension on both sides up to a total length of 4,040 mm thanks to the pull-out system by 820 mm per side and 200 mm contact surface.

Useful stroke	610 mm
Height of the lifting table	430 mm
Format per side	1,000 x 200 x 30 mm
Can be fixed with grid bolts in a 80 mm grid	
Weight	approx. 245 kg
4 swivel castors (wheel ø 125 mm), 2 of which have brakes	

ART.: 191.103.00

### ADVANTAGE OF PERFORATED GRID PLATE:

With your new HS 300 lifting table, you can benefit greatly from the choice of a beech multiplex perforated grid plate. Working with the practical accessories for panels opens up many new possibilities.

STEPLESS  
AND UNDER LOAD  
HEIGHT ADJUSTABLE  
WITH THE HELP OF  
FOOT HYDRAULICS





## EXTRACT ON TWO SIDES

Thanks to the extension system on both sides, the lifting table can be extended to a total length of up to 4,040 mm.



EQUIPMENT // FROM P.111

# HS 300 LARGE | VACUUM

## WITHOUT WORKTOP | FH

## CONFIGURED



Scan the QR code and watch the user video:  
[https://www.youtube.com/watch?v=vqxX-0dc\\_wPk](https://www.youtube.com/watch?v=vqxX-0dc_wPk)



**PAYLOAD**  
up to 300 kg



**PLATFORM SIZE**  
1,900 x 740 mm



**OVERALL HEIGHT**  
max. 1,010 mm

The configured HS 300 large without worktop is mobile with foot hydraulics, equipped with a vacuum pump and two vacuum suction grippers on a 90° rotation axis for the ideal fixation of products or for setting up plates.

Vacuum pump (with vacuum tank and automatic switch-off integrated in the base frame)	230 V / 50 Hz
Suction capacity	3,0 m³/h
Foot valve mounted on the base frame so that it can be moved	
1x vacuum suction gripper with tactile valve	round, Ø 100 mm
1x vacuum suction gripper with tactile valve	oval, 300 x 100 mm
2 fold-out storage brackets attached to the base frame for storing large panels	
Weight	approx. 240 kg
4 swivel castors (wheel Ø 125 mm), 2 of which have brakes	

ART.: 191.109.00

### VACUUM CLAMPING UNITS AND SUCTION CUPS

If required, the unit can be continuously rotated on an axis of rotation 90° and can be fixed vertically and horizontally with locking bolts at 0° - 45° - 90°. The vacuum suction cups can be exchanged using the quick-change system and are height-adjustable by 200 mm.



STEPLESS  
AND UNDER LOAD  
HEIGHT ADJUSTABLE  
WITH THE HELP OF  
FOOT HYDRAULICS





## GENTLE AND GENTLE EVEN DURING ROUGH WORK

The vacuum clamping unit takes on a whole new meaning and is the ideal equipment for manual workstations in production and assembly. With the foot switch, plates can be set up through the vacuum. Additional vertical supports are attached to the left and right to provide more support.



### HS 300 LARGE WITH VACUUM, WITH BEECH MULTIPLEX PERFORATED GRID PLATE

Configured HS 300 large with beech multiplex perforated board, screwed onto the platform, plate is coated with linseed oil (product details according to ART.: 191.109.00 // P.042)

Plate size	2,000 x 1,150 x 30 mm
Hole diameter	ø 22 mm
Hole grid spacing	T = 100 mm

 approx. 280 kg

 Payload: 300 kg

ART.: 191.110.00



### HS 300 LARGE WITH VACUUM, WITH BEECH MULTIPLEX WORKTOP

Configured HS 300 large with beech multiplex worktop, screwed onto the platform, plate is coated with linseed oil (product details according to ART.: 191.109.00 // P.042)

Plate size	2,000 x 1,150 x 30 mm
------------	-----------------------

 approx. 285 kg

 Payload: 300 kg

ART.: 191.111.00



### HS 300 LARGE WITH VACUUM, WITH BIRCH MULTIPLEX PERFORATED GRID PANEL, HPL-COATED ON BOTH SIDES

Configured HS 300 large with beech multiplex worktop, screwed onto the platform (product details according to ART.: 191.109.00 // P.042)

Plate size	2,000 x 1,150 x 30 mm
Hole diameter	ø 22 mm
Hole grid spacing	T = 100 mm
Color	White RAL 9016

 approx. 280 kg

 Payload: 300 kg

ART.: 191.112.00



### HS 300 LARGE WITH VACUUM, WITH BIRCH MULTIPLEX WORKTOP, HPL-COATED ON BOTH SIDES

Configured HS 300 large with beech multiplex worktop, screwed onto the platform (product details according to ART.: 191.109.00 // P.042)

Plate size	2,000 x 1,150 x 30 mm
Color	White RAL 9016

 approx. 285 kg

 Payload: 300 kg

ART.: 191.113.00



# HS 300 LARGE | VACUUM OPTIONS

## EQUIPMENT SELECTABLE

The vacuum clamping unit can be expanded in many ways. Various vacuum suction grippers make it possible to optimize further work and to choose the right equipment for each process. The system is based on a uniform plug-in system and can be easily changed at any time. Expandable pull-out systems bring more freedom in processing



### VACUUM PUMP WITH STRONGER SUCTION POWER

Suitable for HS 300 large with vacuum

Suction capacity	4.6 m³/h (instead of 3.0 m³/h)
Weight	approx. 20 kg

ART.: 210.451.00



### VACUUM SUCTION GRIPPER, OVAL

Suitable for HS 300 large with vacuum, with touch valve and holder, exchangeable with quick-change system

Infinitely height adjustable	200 mm
Weight	approx. 3 kg
Size	300 x 100 mm

ART.: 210.341.00

Size	300 x 30 mm
------	-------------

ART.: 210.359.00



### VACUUM SUCTION GRIPPER, ROUND

Matching the rotary axis with the vacuum system, the vacuum suction grippers can be exchanged using the quick-change system

Infinitely height adjustable	200 mm
Weight	approx. 3 kg

ø 100 mm ART.: 210.342.00

ø 125 mm ART.: 210.343.00

ø 200 mm ART.: 210.347.00



### CROSS 90 ° WITH CLAMPING LEVER AND EXTENSION

Suitable for HS 300 large with vacuum, exchangeable with quick-change system

Extension	400 mm
Infinitely height adjustable	200 mm
Weight	approx. 2 kg

ART.: 210.344.00



### VICE WITH HOLDER

Suitable for HS 300 large with vacuum, exchangeable with quick-change system

Jaw width	100 mm
Span	100 mm
Infinitely height adjustable	200 mm
Weight	approx. 2 kg

ART.: 210.345.00



### VACUUM UNIVERSAL CLAMPING PLATE, FLAT, ALUMINUM

Suitable for all models with a perforated grid plate, flat clamping plate with quick-release coupling for attachment to the perforated grid plate. Including 1 m sealing rubber band

Surface: finely milled with grid grooves for inserting a sealing tape

Format	290 x 160 x 40 mm
Weight	approx. 2 kg

ART.: 200.405.00




### VACUUM UNIVERSAL CLAMPING PLATE, SWIVELING, ALUMINUM

Suitable for all models with a perforated grid plate, the clamping plate can be swiveled and fixed by 90 °, for attachment to the perforated grid plate. Including 1 m sealing rubber band

Surface: finely milled with grid grooves for inserting a sealing tape

Format	290 x 160 x 40 mm
Weight	approx. 3 kg

ART.: 200.406.00



### FOOT SWITCH

For tensioning and releasing the vacuum

Function	3/2 way valve
Weight	approx. 2 kg

ART.: 210.455.00

Option zu elektrischer Vacuum pump in Tragebox

ART.: 210.440.00 und ART.: 210.450.00

or for connection to an existing vacuum system provided by the customer



### PULL-OUT SYSTEM ON ONE SIDE WITHOUT A PLATE

Platform extension by pulling out up to 820 mm per side, suitable for HS 300 large with vacuum

Format per side	770 x 160 mm
Can be fixed with grid bolts in a 80 mm grid	
Weight	approx. 21 kg

ART.: 200.520.00

### PULL-OUT SYSTEM LEFT AND RIGHT, WITHOUT A PLATE

Format per side	770 x 160 mm
Weight	approx. 42 kg

ART.: 200.529.00



### PULL-OUT SYSTEM ON ONE SIDE WITH BEECH MULTIPLEX WORKTOP

Platform extension by pulling out up to 820 mm per side, suitable for HS 300 large with vacuum

Format per side	1,150 x 200 x 30 mm
Can be fixed with grid bolts in a 80 mm grid	
Weight	approx. 24 kg

ART.: 200.523.00

### DRAWER SYSTEM LEFT AND RIGHT, WITH BEECH MULTIPLEX WORKTOP

Weight	approx. 48 kg
--------	---------------

ART.: 200.530.00



### PULL-OUT SYSTEM ON ONE SIDE WITH BIRCH MULTIPLEX WORKTOP, HPL-COATED ON BOTH SIDES

Platform extension by pulling out up to 820 mm per side, suitable for HS 300 large with vacuum

Format per side	1,150 x 200 x 30 mm
Can be fixed with grid bolts in a 80 mm grid	
Weight	approx. 24 kg

ART.: 200.524.00

### DRAWER SYSTEM LEFT AND RIGHT, WITH BIRCH MULTIPLEX WORKTOP, HPL-COATED ON BOTH SIDES

Weight	approx. 48 kg
--------	---------------

ART.: 200.531.00



### PULL-OUT SYSTEM ON ONE SIDE WITH PERFORATED BEECH MULTIPLEX PANEL

Platform extension by pulling out up to 820 mm per side, suitable for HS 300 large with vacuum

Format per side	1,150 x 200 x 30 mm
Hole diameter	ø 22 mm
Hole grid spacing	T = 100 mm
Can be fixed with grid bolts in a 80 mm grid	
Weight	approx. 22 kg

ART.: 200.525.00

### PULL-OUT SYSTEM LEFT AND RIGHT, WITH PERFORATED BEECH MULTIPLEX PANEL

Weight	approx. 46 kg
--------	---------------

ART.: 200.532.00



### PULL-OUT SYSTEM ON ONE SIDE WITH BIRKEMULTIPLEX PERFORATED GRID PANEL, HPL-COATED ON BOTH SIDES

Platform extension by pulling out up to 820 mm per side, suitable for HS 300 large with vacuum

Format per side	1,150 x 200 x 30 mm
Hole diameter	ø 22 mm
Hole grid spacing	T = 100 mm
Can be fixed with grid bolts in a 80 mm grid	
Weight	approx. 22 kg

ART.: 200.527.00

### PULL-OUT SYSTEM LEFT AND RIGHT, WITH PERFORATED BIRK MULTIPLEX PANEL, HPL-COATED ON BOTH SIDES

Weight	approx. 46 kg
--------	---------------

ART.: 200.534.00

### 3D HOLDER

Holder for the vacuum suction gripper for attachment to the perforated grid plate, exchangeable with a quick-change system, swiveling up to 45 °

Steplessly adjustable in height and depth	by 200 mm
---	-----------

Weight	approx. 3 kg
--------	--------------

ART.: 210.380.00



### VERSATILE EQUIPMENT FOR PERFORATED GRID PANELS

Perforated grid panels are versatile and, with their accessories, offer solutions for optimized processes: clamping, gluing, pressing, grinding, polishing, etc. can be carried out on your lifting table with little effort.

**EQUIPMENT // FROM P.111**



# HS 500

## METAL SHEET, SLIDING HANDLE | FH



**PAYLOAD**  
up to 500 kg



**PLATE SIZE**  
1,100 x 700 x 3 mm



**OVERALL HEIGHT**  
max. 940 mm

The robust design of the HS 500 with sheet metal plate and push handle is ideal for toolmaking. A special highlight: the foot pedal can be folded away to the side – for more safety both during operation and at work.

Useful stroke	540 mm
Height of the lifting table	400 mm
Weight	approx. 148 kg
Ball-bearing support rollers	ø 150 mm
2 swivel castors (wheel ø 150 mm) with brakes and 2 fixed castors	

ART.: 192.100.00

STEPLESS  
AND UNDER LOAD  
HEIGHT ADJUSTABLE  
WITH THE HELP OF  
FOOT HYDRAULICS

2

1




FOOT



BATTERY



ELECTRIC



**AVAILABLE  
WORKTOPS  
AND OPTIONS**  
// FROM P.048

## **HIGHLIGHT** THAT MAKES THE HS 500 PARTICULARLY:

**1**



Foot pedal can be folded away on both sides  
Prevent injuries.

**2**



The construction enables a smooth running  
adjustment of the working height.

**3**



Manageable size of the work table and a high  
load capacity of up to 500 kg.

**4**



Lifting table can be moved smoothly even  
under load thanks to a robust construction.

**3**

**4**



**EQUIPMENT** // FROM P.111

# HS 500

## OPTIONS

### WORKTOP SELECTABLE

The condition of the worktop depends on the workflow and the requirements of the work environment. At Reinhold Beck Maschinenbau GmbH, the worktop is freely selectable. A wide variety of panels are available for optimal processing. We provide you with a work table with a worktop for your industry-specific work process.



### WORKTOP AW 100 SMOOTH

Suitable for HS 500, attached to the platform

Platform	1,250 x 800 x 21 mm
Weight	approx. 14 kg

ART.: 200.100.00




### BEECH MULTIPLEX WORKTOP

Suitable for HS 500, attached to the platform, the plate is coated with linseed oil

Platform	1,250 x 800 x 30 mm
Weight	approx. 24 kg

ART.: 200.101.00



### BEECH MULTIPLEX PERFORATED GRID PANEL

Suitable for HS 500, attached to the platform, the plate is coated with linseed oil

Platform	1,250 x 800 x 30 mm
Hole diameter	ø 22 mm
Hole grid spacing	T = 100 mm
Weight	approx. 23 kg

ART.: 200.102.00



### BALL ROLLER TABLE TOP SMOOTH WITHOUT BARS

Suitable for HS 500, screwed onto the platform, castors in hardened socket

Platform size	1,200 x 800 x 3 mm
Ball transfer units	ø 15 mm
Ball roller pitch	T = 100 mm
Load capacity per ball transfer unit	50 kg
Weight	approx. 34 kg

ART.: 200.117.00



### BALL ROLLER TABLE TOP SMOOTH WITH BARS ON ALL SIDES

Suitable for HS 500, screwed onto the platform, removable web strips, castors in hardened socket

Platform size	1,200 x 800 x 3 mm
Ball transfer units	ø 15 mm
Ball roller pitch	T = 100 mm
Load capacity per ball transfer unit	50 kg
Web height	20 mm
Weight	approx. 36 kg

ART.: 200.118.00



### METAL GRID PLATE

Suitable for HS 500, screwed onto the platform, for use in assembly work and as a welding plate for filigree welding work, surface: phosphated

Platform size	1,200 x 800 x 65 mm
Material thickness	approx. 4 mm
Hole diameter	ø 28 mm
Diagonal grid	T = 100 mm
Side plate	65 mm high
Weight	approx. 48 kg

ART.: 200.115.00



### STEEL PERFORATED GRID PANEL 16B SYSTEM

Suitable for HS 500, made of high-quality steel, mechanically processed with high accuracy, corrosion-resistant and more durable, wear protection thanks to the plasma nitrided surface, for use in assembly work and as a welding plate for filigree welding work, plate construction through cassette-shaped welded, reinforced web plates

Platform size	1,200 x 800 x 50 mm
Material thickness	approx. 11.5 – 13 mm
Bores with a radius of 2 mm	
Corners and edges with a radius of 3/6 mm	
Hole diameter	ø 16 mm
Grid	50 x 50 mm
Side plate	50 mm high
Hole spacing side plate	50 mm
Weight	approx. 106 kg

ART.: 200.400.16







**Corrosion-resistant and  
long-lasting support for  
complex welding work.**

## WITHOUT WORKTOP | FH



**PAYLOAD**  
up to 600 kg



**PLATFORM SIZE**  
1,900 x 740 mm



**OVERALL HEIGHT**  
max. 1,010 mm

The lifting table is operated via a foot lever so that it can be continuously adjusted to the desired working height under load. So every workstation can be individually adapted from an ergonomic point of view and to every employee.

Useful stroke	610 mm
Height of the lifting table	400 mm
Weight	approx. 170 kg
4 swivel castors (wheel ø 125 mm), 2 of which have brakes	

ART.: 193.100.00

STEPLESS  
AND UNDER LOAD  
HEIGHT ADJUSTABLE  
WITH THE HELP OF  
FOOT HYDRAULICS


1



2







**AVAILABLE  
WORKTOPS  
AND OPTIONS**  
// FROM P.052

## **HIGHLIGHT** THAT MAKES THE HS 600 PARTICULARLY:

**1**



Height adjustment to the millimeter is carried out by actuating the foot pump.

**2**



The locking lever secures the lifting table at normal height.

**3**



Maximum precision in development ensures maximum stability.

**4**



Single scissor construction offers a long service life despite high loads.



**3**

**4**



**EQUIPMENT** // FROM P.111

# HS 600

## OPTIONS

### WORKTOP SELECTABLE

The lifting table is the ergonomic aid in the joinery, in industrial production, in the car workshop and also in the hobby room. The height-adjustable work table by Reinhold Beck Maschinenbau GmbH is a constant companion in daily work and offers a wide variety of conversion options through selectable worktops and other accessories.



#### METAL SHEET

Suitable for HS 600, smooth, screwed onto the platform

Plate size	1,960 x 840 x 3 mm
Fold	20 mm all the way around
Weight	approx. 42 kg

ART.: 200.205.00



#### BEECH MULTIPLEX WORKTOP

Suitable for HS 600, screwed onto the platform, the plate is coated with linseed oil

Platform	2,000 x 1,000 x 30 mm
Weight	approx. 45 kg

ART.: 200.200.00



#### BEECH MULTIPLEX PERFORATED GRID PANEL

Suitable for HS 600, screwed onto the platform, the plate is coated with linseed oil

Plate size	2,000 x 1,000 x 30 mm
Hole diameter	ø 22 mm
Hole grid spacing	T = 100 mm
Weight	approx. 41 kg

ART.: 200.201.00



#### WORKTOP BIRCH MULTIPLEX, HPL-COATED ON BOTH SIDES

Suitable for HS 600, screwed onto the platform

Platform	2,000 x 1,000 x 30 mm
Color	White RAL 9016
Weight	approx. 46 kg

ART.: 200.210.00



#### BIRCH MULTIPLEX PERFORATED GRID PANEL, HPL-COATED ON BOTH SIDES

Suitable for HS 600, screwed onto the platform

Platform	2,000 x 1,000 x 30 mm
Hole diameter	ø 22 mm
Hole grid spacing	T = 100 mm
Color	White RAL 9016
Weight	approx. 42 kg

ART.: 200.217.00



#### STEEL PERFORATED GRID PLATE

Suitable for HS 600, made of high-quality steel, mechanically processed with high accuracy, corrosion-resistant and long-lasting wear protection thanks to plasma-nitrided surface, for use in assembly work and as a welding plate for filigree welding work, plate construction reinforced by cassette-shaped welded web plates

Material thickness	approx. 11.5 – 13 mm
Bores with a radius of 2 mm, corners and edges with a radius of 3/6 mm	
Hole diameter	ø 16 mm
Grid	50 x 50 mm

#### 16B SYSTEM WITH 50 MM SIDE WALLS

Plate size	2.400 x 800 x 50 mm
Side plate	50 mm high
Hole spacing side plate	50 mm
Weight	approx. 215 kg

ART.: 200.410.16

#### SYSTEM16 WITH 100 MM SIDE WALLS

Plate size	2,000 x 1,000 x 100 mm
Side plate	100 mm high
Hole spacing side plate	25 mm
Weight	approx. 287 kg

ART.: 200.209.16





### BEECH MULTIPLEX WORKTOP WITH 3 DRAWER BOXES

Suitable for HS 600, 3 drawer boxes, extendable on both sides with spring bolt lock

Platform	2,000 x 1,000 x 160 mm
Internal drawer dimensions	900 x 560 x 100 mm
Worktop thickness	27 mm
Weight	approx. 74 kg

ART.: 200.203.00



### TOOL TRAY

Practical tool tray mounted below the worktop

Inner tub dimensions	1,900 x 125 x 110 mm
Weight	approx. 15 kg

ART.: 200.214.00



### DIRECTIONAL STOP

Direction lock for swivel castor, 1 piece

The direction stop turns the swivel castor into a fixed castor

The steering direction is stabilized

Weight	approx. 1 kg
--------	--------------

ART.: 200.001.00



### TILTING DEVICE WITHOUT WORKTOP

Suitable for HS 600, manual hydraulic tilting device adjustable up to an inclination of 58°

Platform	1,900 x 740 x 160 mm
Weight	approx. 45 kg

ART.: 200.206.00

### TILTING DEVICE WITH BEECH MULTIPLEX PERFORATED GRID PLATE

The plate is screwed onto the platform, the plate is coated with linseed oil, the tilting device is manually hydraulically adjustable up to an inclination of 58°

Plate size	2,000 x 1,000 x 30 mm
Hole diameter	ø 22 mm
Hole grid spacing	T = 100 mm
Weight	approx. 85 kg

ART.: 200.207.00

### TILTING DEVICE WITH PERFORATED METAL PLATE

Plate screwed onto the platform, powder-coated, Manual hydraulic tilting device adjustable up to an inclination of 58°

Plate size	2,000 x 1,000 x 3 mm
Hole diameter	ø 22 mm
Hole grid spacing	T = 50 mm
Color	Light gray RAL 7035
Weight	approx. 90 kg

ART.: 200.208.00



### ROTATING PLATFORM 360° WITH METAL SHEET PLATE, SMOOTH

Suitable for HS 600, mounted on a lifting table

Platform	2,000 x 1,000 x 120 mm
----------	------------------------

Rotation movement: Manual actuation by means of spring-actuated rods with recessed grip

Ball bearing mounted with slewing ring

90° grid system with 4x stop

Weight	approx. 100 kg
--------	----------------

ART.: 200.215.00



### STATIONARY DESIGN

4 base plates with threaded bolts, base plates are adjustable to +/- 15 mm for floor leveling

Weight	approx. 6 kg
--------	--------------

ART.: 200.020.00



### ENERGY BAR WITH CENTRAL AIR AND ELECTRICAL CONNECTION

Suitable for HS 600

230 V supply cable, 3 m long

Connections:

3x Schuko sockets with lids

4x quick couplings for compressed air

Weight	approx. 2 kg
--------	--------------

ART.: 200.407.00



### LOCKING DEVICE WITH 4 LEVELING FEET

Suitable for HS 600, by turning the lever, the lifting table is raised approx. 10 mm and brought from the driving to a static rest position

With 4 adjustable feet and hand lever for optimal stability

Weight	approx. 30 kg
--------	---------------

ART.: 200.300.00

# HS 600

## OPTIONS



### PULL-OUT SYSTEM ON ONE SIDE WITHOUT A PLATE

Platform extension by pulling out up to 820 mm per side, suitable for HS 600

Format per side	770 x 160 mm
Can be fixed with grid bolts in a 80 mm grid	
Weight	approx. 20 kg

ART.: 200.320.00




### PULL-OUT SYSTEM ON ONE SIDE WITH BEECH MULTIPLEX WORKTOP

Platform extension by pulling out up to 820 mm per side, suitable for HS 600

Format per side	1,000 x 200 x 30 mm
Can be fixed with grid bolts in a 80 mm grid	
Weight	approx. 23 kg

ART.: 200.323.00



### PULL-OUT SYSTEM ON ONE SIDE WITH BIRCH MULTIPLEX WORKTOP, HPL-COATED ON BOTH SIDES

Platform extension by pulling out up to 820 mm per side, suitable for HS 600

Format per side	1,000 x 200 x 30 mm
Can be fixed with grid bolts in a 80 mm grid	
Weight	approx. 23 kg

ART.: 200.324.00

### PULL-OUT SYSTEM LEFT AND RIGHT, WITHOUT A PLATE

Weight	approx. 40 kg
--------	---------------

ART.: 200.220.00

### PULL-OUT SYSTEM LEFT AND RIGHT, WITH BEECH MULTIPLEX WORKTOP

Weight	approx. 46 kg
--------	---------------

ART.: 200.223.00

### PULL-OUT SYSTEM LEFT AND RIGHT, WITH BIRCH MULTIPLEX WORKTOP, HPL-COATED ON BOTH SIDES

Weight	approx. 46 kg
--------	---------------

ART.: 200.224.00



### PULL-OUT SYSTEM ON ONE SIDE WITH PERFORATED BEECH MULTIPLEX PANEL

Platform extension by pulling out up to 820 mm per side, suitable for HS 600

Format per side	1,000 x 200 x 30 mm
Hole diameter	ø 22 mm
Hole grid spacing	T = 100 mm
Can be fixed with grid bolts in a 80 mm grid	
Weight	approx. 23 kg

ART.: 200.325.00



### PULL-OUT SYSTEM ON ONE SIDE WITH BIRK MULTIPLEX PERFORATED GRID PANEL, HPL-COATED ON BOTH SIDES

Platform extension by pulling out up to 820 mm per side, suitable for HS 600

Format per side	1,000 x 200 x 30 mm
Hole diameter	ø 22 mm
Hole grid spacing	T = 100 mm
Can be fixed with grid bolts in a 80 mm grid	
Weight	approx. 23 kg

ART.: 200.327.00



### PULL-OUT SYSTEM ON ONE SIDE WITH METAL SHEET

Platform extension by pulling out up to 820 mm per side, suitable for HS 600

Format per side	840 x 200 x 3 mm
Can be fixed with grid bolts in a 80 mm grid	
Weight	approx. 26 kg

ART.: 200.329.00

### PULL-OUT SYSTEM LEFT AND RIGHT, WITH PERFORATED BEECH MULTIPLEX PANEL

Weight	approx. 46 kg
--------	---------------

ART.: 200.225.00

### PULL-OUT SYSTEM LEFT AND RIGHT, WITH PERFORATED BIRK MULTIPLEX PANEL, HPL-COATED ON BOTH SIDES

Weight	approx. 46 kg
--------	---------------

ART.: 200.226.00

### PULL-OUT SYSTEM LEFT AND RIGHT, WITH METAL SHEET

Weight	approx. 53 kg
--------	---------------

ART.: 200.227.00



# HS 600

## METAL PLATE | BH

LIFTING TABLES // HS 600 METAL SHEET



**PAYLOAD**  
up to 600 kg



**PLATFORM SIZE**  
1,960 x 840 mm



**OVERALL HEIGHT**  
max. 1,050 mm

The maintenance-free and battery-powered hydraulic drive including 230 V charger with Schuko plug is integrated in the base frame of the HS 600.

Useful stroke	610 mm
Height of the lifting table	440 mm
Weight	approx. 210 kg
Aggregate	12 V
Tank	2,2 l
Battery	12 V / 24 BH
Hand switch for up / down with 3 m cable length	
4 base plates with threaded bolts, adjustable +/-15 mm	

ART.: 193.300.00

STEPLESS AND  
UNDER HEIGHT-  
ADJUSTABLE LOAD  
WITH THE HELP OF  
BATTERY HYDRAULICS



**CONFIGURED**



**AVAILABLE  
WORKTOPS  
AND OPTIONS**  
// FROM P.052



**HAND SWITCH  
WITH SPIRAL CABLE**

Instead of normal cables,  
Cable length: 2 m

ART.: 200.349.00



**RADIO CONTROL FOR  
BATTERY HYDRAULICS**

Wireless operation for up/down  
including emergency stop button

ART.: 190.151.00



FOOT



BATTERY



ELECTRIC



STATIONARY

**EQUIPMENT** // FROM P.111

# FLEXIBILITY


## ADAPTABLE WORK TABLE

**STAY FLEXIBLE WITH EVERY DECISION.**

In the long run, unnatural postures lead to damage to the spine and the supporting muscles. Anyone who works for several hours a day in a stooped, tense position will soon feel the consequences. Mostly it is work tables that are not adapted to the body size or to the dimensions of the

corresponding workpieces. Ergonomically correctly equipped workplaces ensure more flexibility in the workflow, for employees and in the company. Prevention instead of treatment with flexibly designed work areas.

## Movable work area with flexible work tables.



### TO LIFT

Lifting a heavy load effortlessly and with ease to a height accurate to the millimeter.


**HS 600 // P.050**



### TO LOWER

Lower the table evenly and without predefined height settings, even under maximum load.

**HS 200 // P.012**



### TO CARRY

Use the ingenious roller system for easy transport of workpieces on the table.

**ROLLER TRACK // P.019**

## THE NEW FLEXIBLE


### MOBILITY REDEFINED.

Seen over a day, humans perform many different movements at work. So why shouldn't the daily work materials also be flexible and mobile?

**” In a mobile workplace, not only should the worker be mobile, but above all the work table must be mobile for health protection.**

The new definition of mobility provides more time for good work. A small adjustment to the work table


creates ideal conditions for the next work step, requires less effort than forcing the employee into an uncomfortable working position for hours on end. On the one hand, this protects health, and on the other hand, the work can be performed more precisely. With the right tools, every company can create attractive working conditions to maintain quality in manufacturing and production and to keep harmful stresses and strains as low as possible.



#### TURN

Stationary lifting tables with fixed feet can be used flexibly thanks to an additional rotating mechanism.

**ROTATING PLATE // P.070**



#### TILT

Bring fixed workpieces in an inclined position in order to obtain optimal working conditions.

**TILTING DEVICE // P.033**



#### SWIVELING

A different way of transporting panels – removing vertically stored panels and transferring them horizontally to the processing machine.

**SWIVEL MAX // P.026**

# HS 1000

## METAL SHEET, SLIDING WING | FH



**PAYLOAD**  
up to 1,000 kg



**PLATE SIZE**  
1,600 x 900 x 3 mm



**OVERALL HEIGHT**  
max. 1,150 mm

With a load capacity of 1,000 kg, the HS 1000 lifting table offers a wide range of uses. The sturdy single scissors are moved using a centrally mounted foot lever. The lifting and lowering of this variant of the lifting table is stepless and absolutely precise.


Platform	1,600 x 900 mm
Useful stroke	700 mm
Height of the lifting table	450 mm
Weight	approx. 250 kg
Ball-bearing support rollers	ø 150 mm
2 swivel castors with brakes and 2 fixed castors	

ART.: 193.500.00

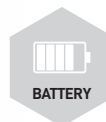
STEPLESS  
AND UNDER LOAD  
HEIGHT ADJUSTABLE  
WITH THE HELP OF  
FOOT HYDRAULICS







AVAILABLE  
WORKTOPS  
AND OPTIONS  
// FROM P.060



EQUIPMENT // FROM P.111

# HS 1000

## OPTIONS

### EQUIPMENT SELECTABLE

The HS 1000 is a lifting table that moves heavy loads – either via a foot lever or a battery-operated unit, which can be used to electrically adjust the height. Both systems have one thing in common: They bring workpieces to be processed to the level required for ergonomic work. A wide range of accessories ensure that you have the right table.



#### BEECH MULTIPLEX WORKTOP

Suitable for HS 1000, screwed onto the platform, the plate is coated with linseed oil

Platform	1,700 x 1,000 x 30 mm
Weight	approx. 40 kg

ART.: 193.700.00

#### RECOMMENDATION!



#### BATTERY-HYDRAULIC DRIVE WITH HAND SWITCH FOR UP/DOWN

Suitable for HS 1000, the drive unit is built into the floor frame in a closed sheet metal tray

Aggregate	12 V
Tank	4,7 l
Battery pack (maintenance-free, including charger and 230 V Schuko plug)	12 V / 24 Ah
Hand switch for up/down with 3 m long cable	
Weight	approx. 45 kg

ART.: 193.600.00



#### HAND SWITCH WITH SPIRAL CABLE

Instead of normal cables, cable length: 2 m

ART.: 200.349.00



#### RADIO CONTROL FOR BATTERY HYDRAULICS

Wireless operation for up/down including emergency stop button

ART.: 190.151.00



### OVER 180 VARIANTS OF LIFTING TABLES

With our over 180 different versions of lifting and work tables, we are at your side with our know-how and advise you in detail on the best choice for your individual application.



**FEEL FREE TO CONTACT US WITHOUT OBLIGATION:**

by phone: +49 (0)7576 962978-0

by email: [info@beck-maschinenbau.de](mailto:info@beck-maschinenbau.de)

**The solution  
is on the table.**



# HS 1200

**CONFIGURED**

## METAL SHEET, SLIDING WING | FH


**PAYLOAD**  
up to 1,200 kg

**PLATE SIZE**  
1,200 x 800 x 3 mm

**OVERALL HEIGHT**  
max. 1,150 mm

The mobile work table with a load capacity of 1,200 kg is used in various areas of production and maintenance. The compact design made of high-quality steel profiles and the well thought-out construction give the lifting table a very high level of stability


Platform	1,200 x 800 mm
Useful stroke	700 mm
Height of the lifting table	450 mm
Weight	approx. 215 kg
Ball-bearing support rollers	ø 150 mm
2 swivel castors with brakes and 2 fixed castors	

ART.: 194.100.00

STEPLESS  
AND UNDER LOAD  
HEIGHT ADJUSTABLE  
WITH THE HELP OF  
FOOT HYDRAULICS







**AVAILABLE  
WORKTOPS  
AND OPTIONS**  
// FROM P.064



**EQUIPMENT** // FROM P.111

# HS 1200

## OPTIONS

### WORKTOP SELECTABLE

Every craftsman needs a height-adjustable lifting table – robust work table, well thought-out design and versatile accessories. Beck products stand for a high-quality design combined with many years of experience and practical solutions. Individually selectable accessories enable future-oriented further development of workplaces.



### BEECH MULTIPLEX WORKTOP

Suitable for HS 1200, attached to the platform, the plate is coated with linseed oil

Platform	1,250 x 800 x 30 mm
Weight	approx. 24 kg

ART.: 200.101.00




### BEECH MULTIPLEX PERFORATED GRID PANEL

Suitable for HS 1200, attached to the platform, the plate is coated with linseed oil

Plate size	1,250 x 800 x 30 mm
Hole diameter	ø 22 mm
Hole grid spacing	T = 100 mm
Weight	approx. 23 kg

ART.: 200.102.00



### BALL ROLLER TABLE TOP SMOOTH WITHOUT BARS

Suitable for HS 1200, screwed onto the platform, castors in hardened socket

Platform size	1,200 x 800 x 3 mm
Ball transfer units	ø 15 mm
Ball roller pitch	T = 100 mm
Load capacity per ball transfer unit	50 kg
Weight	approx. 34 kg

ART.: 200.117.00



### BALL ROLLER TABLE TOP SMOOTH WITH BARS ON ALL SIDES

Suitable for HS 1200, screwed onto the platform, removable web strips, castors in hardened socket

Platform size	1,200 x 800 x 3 mm
Ball transfer units	ø 15 mm
Ball roller pitch	T = 100 mm
Load capacity per ball transfer unit	50 kg
Web height	20 mm
Weight	approx. 36 kg

ART.: 200.118.00



### METAL GRID PLATE

Suitable for HS 1200, screwed onto the platform, for use in assembly work and as a welding plate for filigree welding work, surface: phosphated

Platform size	1,200 x 800 x 65 mm
Material thickness	4 mm
Hole diameter	ø 28 mm
Diagonal grid	T = 100 mm
Side plate	65 mm high
Weight	approx. 48 kg

ART.: 200.115.00

### RECOMMENDATION!



### BATTERY-HYDRAULIC DRIVE WITH HAND SWITCH FOR UP/DOWN

Suitable for HS 1200, the drive unit is built into the floor frame in a closed sheet metal tray, construction height increases by 60 mm

Aggregate	12 V
Tank	4,7 l
Battery pack (maintenance-free, including charger and 230 V schuko plug)	12 V / 38 BH
Hand switch for up/down with 3 m long cable	
Weight	approx. 45 kg

ART.: 200.351.00



### HAND SWITCH WITH SPIRAL CABLE

Instead of normal cables, cable length: 2 m

ART.: 200.349.00



### RADIO CONTROL FOR BATTERY HYDRAULICS

Wireless operation for up/down including emergency stop button

ART.: 190.151.00



## STEEL PERFORATED GRID PLATE

Suitable for HS 1200, made of high-quality steel, mechanically processed with high accuracy, corrosion-resistant and long-lasting wear protection thanks to plasma-nitrided surface, for use in assembly work and as a welding plate for filigree welding work, plate construction reinforced by cassette-shaped welded web plates

Material thickness	approx. 11.5 – 13 mm
Bores	with a radius of 2 mm
Corners and edges	with a radius of 3/6 mm
Hole diameter	ø 16 mm
Grid	50 x 50 mm

### 16B SYSTEM WITH 50 MM SIDE WALLS

Plate size	1,200 x 800 x 50 mm
Side plate	50 mm high
Hole spacing side plate	50 mm
Weight	approx. 106 kg

ART.: 200.400.16

### SYSTEM16 WITH 100 MM SIDE WALLS

Plate size	1,200 x 800 x 100 mm
Side plate	100 mm high
Hole spacing side plate	25 mm
Weight	approx. 128 kg

ART.: 200.212.16

### SYSTEM28 WITH 200 MM SIDE WALLS

Plate size	1,200 x 800 x 200 mm
Side plate	200 mm high
Hole spacing side plate	50 mm
Weight	approx. 340 kg

ART.: 200.431.28



## WE ALSO OFFER SPECIAL SOLUTIONS

Call, advise, be happy – we are there for you for technical information, advice or special requests. We are constantly developing our product range according to the needs of our customers.



**FEEL FREE TO CONTACT US WITHOUT OBLIGATION:**

by phone: +49 (0)7576 962978-0

by email: [info@beck-maschinenbau.de](mailto:info@beck-maschinenbau.de)

# HS 1200 LARGE

CONFIGURED

## METAL SHEET | FH



**PAYLOAD**  
up to 1,200 kg



**PLATE SIZE**  
2,000 x 1,000 x 3 mm



**OVERALL HEIGHT**  
max. 1,150 mm

The HS 1200 is large with a 2,000 x 1,000 mm large platform and therefore not only generously dimensioned, but also with a load capacity of up to 1,200 kg when lifting. The function that the foot pedal can be folded away to the side is particularly practical with this model.

Platform	2,000 x 1,000 mm
Useful stroke	700 mm
Height of the lifting table	450 mm
Weight	approx. 420 kg
Ball-bearing support rollers	ø 150 mm
2 swivel castors with brakes and 2 fixed castors	

ART.: 195.100.00

STEPLESS  
AND UNDER LOAD  
HEIGHT ADJUSTABLE  
WITH THE HELP OF  
FOOT HYDRAULICS




FOOT




BATTERY



ELECTRIC







AVAILABLE  
WORKTOPS  
AND OPTIONS  
// FROM P.068



EQUIPMENT // FROM P.111

# HS 1200 LARGE OPTIONS

LIFTING TABLES // HS 1200 LARGE

## WORKTOP SELECTABLE

The condition of the worktop depends on the workflow and requirements of the work environment. At Reinhold Beck Maschinenbau GmbH is the worktop freely selectable. A wide variety of panels are available for optimal processing. We provide you with a work table with a worktop for your industry-specific work process.



### BEECH MULTIPLEX WORKTOP

Suitable for HS 1200 large, screwed onto the platform, the plate is coated with linseed oil

Platform	2,000 x 1,000 x 30 mm
Weight	approx. 45 kg

ART.: 200.200.00



### BEECH MULTIPLEX PERFORATED GRID PANEL

Suitable for HS 1200 large, screwed onto the platform, the plate is coated with linseed oil

Plate size	2,000 x 1,000 x 30 mm
Hole diameter	ø 22 mm
Hole grid spacing	T = 100 mm
Weight	approx. 41 kg

ART.: 200.201.00



### ROTATING PLATFORM 360° WITH METAL SHEET PLATE, SMOOTH

Suitable for HS 1200 large, mounted on a lifting table

Platform	2,000 x 1,000 mm
Construction height	100 mm
Rotation movement: Manual operation by spring-actuated linkage with recessed grip	
Ball bearing mounted with slewing ring	
90° grid system with 4x stop	
Weight	approx. 100 kg

ART.: 200.215.00



### STATIONARY DESIGN

4 base plates with threaded bolts, base plates are adjustable to +/- 15 mm for floor leveling

Weight	approx. 6 kg
--------	--------------

ART.: 200.020.00



### BATTERY-HYDRAULIC DRIVE WITH HAND SWITCH FOR UP/DOWN

Suitable for HS 1200 large, the drive unit is built into the floor frame in a closed sheet metal tray, construction height increases by 60 mm

Aggregate	12 V
Tank	4.7 l
Battery pack (maintenance-free, including charger and 230 V schuko plug)	12 V / 38 BH
Hand switch for up/down with 3 m long cable	
Weight	approx. 45 kg

ART.: 200.351.00



### HAND SWITCH WITH SPIRAL CABLE

Instead of normal cables, cable length: 2 m

ART.: 200.349.00



### RADIO CONTROL FOR BATTERY HYDRAULICS

Wireless operation for up/down including emergency stop button

ART.: 190.151.00



## STEEL PERFORATED GRID PLATE

Suitable for HS 1200 large, made of high-quality steel, mechanically processed with high accuracy, corrosion-resistant and long-lasting wear protection, thanks to the plasma nitrided surface, for use in assembly work and as a welding plate for filigree welding work, plate construction reinforced by ribbed plates welded in the form of a cassette

Material thickness	approx. 11.5 – 13 mm
Bores	with a radius of 2 mm
Corners and edges	with a radius of 3/6 mm
Hole diameter	ø 16 mm
Grid	50 x 50 mm

### 16B SYSTEM WITH 50 MM SIDE WALLS

Plate size	2.400 x 1.200 x 50 mm
Side plate	50 mm high
Hole spacing side plate	50 mm
Weight	approx. 320 kg

ART.: 200.430.16

### SYSTEM16 WITH 100 MM SIDE WALLS

Plate size	2,000 x 1,000 x 100 mm
Side plate	100 mm high
Hole spacing side plate	25 mm
Weight	approx. 290 kg


ART.: 200.431.16

**CONFIGURED // P.070**

### SYSTEM28 WITH 200 MM SIDE WALLS

Plate size	2,000 x 1,000 x 200 mm
Side plate	200 mm high
Hole spacing side plate	50 mm
Weight	approx. 662 kg

ART.: 200.433.28



## THE DECISION MADE EASY

Health and safety officers in the company are constantly looking for the right aids. Our team consists of competent and experienced ergonomics professionals who will advise and train you in full.



**FEEL FREE TO CONTACT US WITHOUT OBLIGATION:**

by phone: +49 (0)7576 962978-0

by email: [info@beck-maschinenbau.de](mailto:info@beck-maschinenbau.de)

# HS 1200 LARGE

## SYSTEM16 STEEL PERFORATED GRID PLATE | BH



**PAYLOAD**  
up to 700 kg



**PLATFORM SIZE**  
2,000 x 1,000 x 100 mm



**OVERALL HEIGHT**  
max. 1,370 mm

The configured HS 1200 large is stationary with four base plates and the associated threaded bolts as well as a battery-powered hydraulic drive. The rotating platform 360 ° with grid system and integrated 4x stop at 90 ° includes a System16 steel perforated grid plate.

Useful stroke	700 mm
Construction height	670 mm +- 60 mm
Weight	approx. 810 kg
Hand switch for up/down with 3 m cable length	

ART.: 200.330.00

STEPLESS  
AND UNDER LOAD  
HEIGHT ADJUSTABLE  
WITH THE HELP OF  
BATTERY HYDRAULICS



FOOT




BATTERY



ELECTRIC



STATIONARY





## ROTATING PLATE 360°

The worktop can be flexibly rotated on an axis of rotation of 90°, the turntable can be rotated manually with 4x stops at 90°.



## DURABLE AND ROBUST

The steel perforated grid plate is very robust and solid for a long service life. This means that even heavy work can be carried out effortlessly with maximum stability.



# HS 2000

LIFTING TABLES // HS 2000 METAL SHEET UND SLIDING WING

CONFIGURED

## METAL SHEET, SLIDING WING | FH



**PAYLOAD**  
up to 2,000 kg



**PLATE SIZE**  
1,500 x 1,000 x 3 mm



**OVERALL HEIGHT**  
max. 1,300 mm


The robust design of the HS 2000 with sheet metal plate and push handle is ideal for toolmaking and – in the truest sense of the word – designed for heavy work. The practical functions, such as the foot pedal that can be folded away to the side or the ball-bearing wheel center, provide more safety.

Platform	1,500 x 1,000 mm
Useful stroke	800 mm
Height of the lifting table	500 mm
Weight	approx. 415 kg
Ball-bearing support rollers	ø 150 mm
2 swivel castors with brakes and 2 fixed castors	

ART.: 196.100.00

STEPLESS  
AND UNDER LOAD  
HEIGHT ADJUSTABLE  
WITH THE HELP OF  
FOOT HYDRAULICS





AVAILABLE  
WORKTOPS  
AND OPTIONS  
// FROM P.074



FOOT



BATTERY



ELECTRIC



MOBILE

EQUIPMENT // FROM P.111

# HS 2000

## OPTIONS

### EQUIPMENT SELECTABLE

Worktops with a hole pattern can be used in a variety of ways and, with a wide range of accessories, offer solutions for optimized work processes. It is hard to imagine the wood industry without it, and accessories for tensioning and fixing are also becoming more and more popular in the metal industry. Manufactured from high-quality steel and refined, it has long-lasting wear protection.



#### BEECH MULTIPLEX WORKTOP

Suitable for HS 2000, screwed onto the platform, the plate is coated with linseed oil

Platform	1,500 x 1,000 x 30 mm
Weight	approx. 45 kg

ART.: 196.700.00



#### BATTERY-HYDRAULIC DRIVE WITH HAND SWITCH FOR UP/DOWN

Suitable for HS 2000, the drive unit is built into the floor frame in a closed sheet metal tray. Construction height increases by 60 mm

Aggregate	12 V
Tank	4,7 l
Battery pack	12 V / 38 BH
(maintenance-free, including charger and 230 V schuko plug)	
Hand switch for up/down with 3 m long cable	
Weight	approx. 48 kg

ART.: 200.353.00



#### RADIO CONTROL FOR BATTERY HYDRAULICS

Wireless operation for up/down including emergency stop button

ART.: 190.151.00



#### HAND SWITCH WITH SPIRAL CABLE

Instead of normal cables, cable length: 2 m

ART.: 200.349.00



#### STEEL PERFORATED GRID PLATE

Suitable for HS 2000, made of high-quality steel, mechanically processed with high precision, corrosion-resistant and long-lasting wear protection thanks to plasma-nitrided surface, for use in assembly work and as a welding plate for filigree welding work, plate construction reinforced by cassette-shaped welded web plates

Material thickness	approx. 11.5 – 13 mm
Bores	with a radius of 2 mm
Corners and edges	with a radius of 3/6 mm
Hole diameter	ø 16 mm
Grid	50 x 50 mm

#### 16B SYSTEM WITH 50 MM SIDE WALLS

Plate size	1,500 x 1,000 x 50 mm
Side plate	50 mm high
Hole spacing side plate	50 mm
Weight	approx. 176 kg

ART.: 200.440.16



#### SYSTEM16 WITH 100 MM SIDE WALLS

Plate size	1,500 x 1,000 x 100 mm
Side plate	100 mm high
Hole spacing side plate	25 mm
Weight	approx. 215 kg

ART.: 200.443.16



#### SYSTEM28 WITH 200 MM SIDE WALLS

Plate size	1,500 x 1,000 x 200 mm
Side plate	200 mm high
Hole spacing side plate	50 mm
Weight	approx. 510 kg

ART.: 200.442.28



**Heavy work  
made easy  
– because we only  
have one life and  
one health.**

# HS 2000 LARGE

**CONFIGURED**

## METAL SHEET | FH


**PAYLOAD**  
up to 2,000 kg

**PLATE SIZE**  
2,000 x 1,000 x 3 mm


**OVERALL HEIGHT**  
max. 1,300 mm

Mobile despite a high load – the HS 2000 large has a high level of stability due to its reinforced construction and is easy to move and height adjustable, even under load. The special features: Large production parts find their place on the 2,000 x 1,000 mm work-top and loads of up to 2,000 kg are no problem for this lifting table.


Platform	2,000 x 1,000 mm
Useful stroke	800 mm
Height of the lifting table	500 mm
Weight	approx. 460 kg
Ball-bearing support rollers	ø 150 mm
2 swivel castors with brakes and 2 fixed castors	

**ART.: 197.100.00**

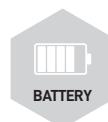
STEPLESS  
AND UNDER LOAD  
HEIGHT ADJUSTABLE  
WITH THE HELP OF  
FOOT HYDRAULICS



# RGE



AVAILABLE  
WORKTOPS  
AND OPTIONS  
// FROM P.078



EQUIPMENT // FROM P.111

# HS 2000 LARGE OPTIONS

## WORKTOP SELECTABLE

Working with heavy parts can quickly become tedious and uncomfortable for the employee. With a rotating platform of 360 ° as a worktop or a steel perforated grid plate, which can be combined with various accessories, every work step can be made easier. There is a large selection for your ideal and industry-specific lifting table.



### ROTATING PLATFORM 360 ° WITH METAL SHEET PLATE, SMOOTH

Suitable for HS 2000 large, mounted on a lifting table

Platform	2,000 x 1,000 mm
Construction height	100 mm
Rotation of the plate is manual: actuation by spring-actuated linkage with recessed grip	
Ball bearing mounted with slewing ring	
90 ° grid system with 4x stop	
Weight	approx. 100 kg

ART.: 200.215.00



### BEECH MULTIPLEX WORKTOP

Suitable for HS 2000 large, screwed on platform, plate is coated with linseed oil

Platform	2,000 x 1,000 x 30 mm
Weight	approx. 45 kg

ART.: 200.200.00



### STEEL PERFORATED GRID PLATE

Suitable for HS 2000 large, made of high-quality steel, mechanically processed with high accuracy, corrosion-resistant and long-lasting wear protection thanks to plasma-nitrided surface, for use in assembly work and as a welding plate for filigree welding work, plate construction reinforced by cassette-shaped welded web plates

Material thickness	approx. 11.5 – 13 mm
Bores	with a radius of 2 mm
Corners and edges	with a radius of 3/6 mm
Hole diameter	ø 16 mm
Grid	50 x 50 mm

### 16B SYSTEM WITH 50 MM SIDE WALLS

Plate size	2.400 x 1,200 x 50 mm
Side plate	50 mm high
Hole spacing side plate	50 mm
Weight	approx. 320 kg

ART.: 200.430.16



### SYSTEM16 WITH 100 MM SIDE WALLS

Plate size	2,000 x 1,000 x 100 mm
Side plate	100 mm high
Hole spacing side plate	25 mm
Weight	approx. 290 kg

ART.: 200.431.16



### SYSTEM28 WITH 200 MM SIDE WALLS

Plate size	2,000 x 1,000 x 200 mm
Side plate	200 mm high
Hole spacing side plate	50 mm
Weight	approx. 662 kg

ART.: 200.433.28



# HS 2000 LARGE

## METAL SHEET | BH



**PAYLOAD**  
up to 2,000 kg



**PLATE SIZE**  
2,000 x 1,000 x 3 mm




**OVERALL HEIGHT**  
max. 1,300 mm

The up and down movement of the HS 2000 large is operated by a battery-powered hydraulic drive with a hand button and under the load capacity of up to 2,000 kg.

Useful stroke	800 mm
Height of the lifting table	500 mm
Weight	approx. 520 kg
Aggregate	12 V
Tank	2,2 l
Battery	12 V / 38 Ah
Hand switch for up/down with 3 m cable length	
Ball bearing wheel center	wheel ø 150 mm
2 swivel castors with brakes and 2 fixed castors	

ART.: 197.200.00

STEPLESS AND  
UNDER HEIGHT-  
ADJUSTABLE LOAD  
WITH THE HELP OF  
BATTERY HYDRAULICS



FOOT



BATTERY



ELECTRIC



MOBILE

LIFTING TABLES // HS 2000 LARGE METAL SHEET

### CONFIGURED



#### RADIO CONTROL FOR BATTERY HYDRAULICS

Wireless operation for up/down  
including emergency stop button

ART.: 190.151.00



#### HAND SWITCH WITH SPIRAL CABLE

Instead of normal cables,  
cable length: 2 m

ART.: 200.349.00

EQUIPMENT // FROM P.111

# SUPPORTER & ERGOPLAN

## ERGONOMICS IS MORE THAN HEALTH

### THE WORK TABLE OFFERS THE SOLUTION.

The supporter and the ErgoPlan were specially developed for manual workplaces in production, assembly companies and maintenance. Workplaces that place particular physical strain on the employee. Musculoskeletal disorders are at the top of the list of common diseases.

### ” Supporter and ErgoPlan were developed on the basis of scientific findings.

Incorrect posture and lifting heavy loads are almost always the cause of this clinical picture, which can be found in all professions. Older employees are not the only ones affected; younger employees are increasingly suffering from corresponding symptoms. Back pain in

employees is also the reason for increased absenteeism: Employees are absent from work for an average of more than 10 days due to back problems.

Work tables that adapt unconditionally to the current situation are the solution. The various models in the Supporter and ErgoPlan series cover a wide range of applications. Due to the special design, the work tables have become indispensable in an ergonomically optimized workplace. An additional and extensive range of accessories allows even better coordination with different applications.

## Safety, Health, Economy – Ergonomics.

### SPECIAL CONSTRUCTION:

- + Height adjustment under load
- + Even adjustment to the height even with uneven load distribution
- + Stable and robust castors
- + Sidewalls ensure stability and protect the mechanics
- + High quality drives on both sides
- + The worktop moves absolutely parallel and gently

### WORK & ASSEMBLY TABLE

#### GOOD PATENTS DESERVE AWARDS.



#### PRICES

**Bavarian  
State Prize 2019**  
Awarded by IHM  
for “ergonomic  
Work and assembly table  
Supporter AM 500”



#### PATENT

**European patent  
No.: EP2308344**  
Height-adjustable working  
and assembly table

## WHO USES OUR WORK AND ASSEMBLY TABLE SUPPORTERS AND ERGOPLAN?

- + ... Carpenter
- + ... Craftsmen
- + ... Fitters
- + ... Welders
- + ... Locksmith
- + ... Designers
- + ... Vocational schools
- + ... Warehouse logistics specialist
- + ... Electronics technician
- + ... Mechanic
- + ... simply any industry!

BEECH WORKTOP

HOLE GRID WORKTOP

METAL WORKTOP

STEEL PERFORATED GRID PLATE

AS WELDING PLAT

INDIVIDUAL APPLICABLE AND EXTENDABLE

LEVEL HEIGHT ADJUSTABLE ALSO UNDER ONE-SIDED LOAD

WORKPLACE

OF THE FUTURE

PLACE FOR TOOL AND MORE

PATENTED LIFTING SYSTEM

STATIONARY OR ON ROLLERS

# SUPPORTER

## AM 500 + AM 1200 | FH



**PAYLOAD**  
AM 500: up to 500 kg  
AM 1200: up to 1,200 kg



**PLATFORM SIZE**  
1,460 x 740 mm



**OVERALL HEIGHT**  
max. 970 mm

Our infinitely height-adjustable supporters in the sizes AM 500 and AM 1200 are the robust helpers in every workshop and work environment. The patented system of height adjustment from Reinhold Beck Maschinenbau GmbH ensures an even and stepless height adjustment even with an uneven load distribution or eccentric loading. No jamming, no slipping – the supporter reacts quickly and at a well-dosed speed.

Useful stroke	300 mm
Construction height of the supporter	670 mm

Lifting unit	
AM 500	1x left
AM 1200	1x left + 1x right

Weight*	
AM 500	approx. 120 kg
AM 1200	approx. 135 kg

\* For accessories, please pay attention to the weight of the support plate and the permissible load of the supporter

Place below the worktop

Standard without worktop and without shelf below

4 swivel castors (wheel ø 125 mm), 2 of which have brakes

AM 500: ART.: 210.100.00

AM 1200: ART.: 210.200.00

STEPLESS  
AND UNDER LOAD  
HEIGHT ADJUSTABLE  
WITH THE HELP OF  
FOOT HYDRAULICS



**NEW!**

### OPTIONAL

Supporter AM 500 with synchronous shaft below for absolute freedom of space under the countertop.

ART.: 210.110.00





Scan the QR code and  
watch the user video:  
[https://www.youtube.com/  
watch?v=3KillNvSc6w&t=1608s](https://www.youtube.com/watch?v=3KillNvSc6w&t=1608s)

**AVAILABLE  
WORKTOPS  
AND OPTIONS**  
// FROM P.086

## HIGHLIGHT THAT'S WHAT THE SUPPORTER DOES AM 500 + AM 1200 SPECIAL:

1



Built-in lifting units are protected from dirt and damage.

2



The lower synchronizer shaft can optionally be hidden under a shelf.

3



Four swivel castors with two brakes ensure flexibility and stability.

4




With the AM 500, the upper synchronizer shaft is optionally installed under the shelf.

**ROOM FOR MORE**  
The clearance between the lifting  
columns is 1,105 mm.

1

2

3



**EQUIPMENT** // FROM P.111

# SUPPORTER

## AM 400 ESA + AM 500 ESA


**PAYLOAD**

AM 400 ESA: up to 400 kg  
AM 500 ESA: up to 500 kg


**PLATFORM SIZE**

1,460 x 740 mm


**OVERALL HEIGHT**

max. 970 mm

Our electrical and stepless height-adjustable supporters in the two sizes AM 400 ESA and AM 500 ESA were developed for workplaces in production, assembly and maintenance, where the exact height setting is of particular importance for ergonomic work. Raising and lowering takes place evenly and precisely thanks to the electric drive, even with an asymmetrical load. The electric drives are concealed in the left and right lifting columns and are therefore protected from dirt and damage.

Useful stroke	300 mm
---------------	--------

Construction height of the supporter	670 mm
--------------------------------------	--------

E-drive (Schuko plug)	230 V / 50 Hz
-----------------------	---------------

2 electrically driven, synchronous actuator drives with control board and push button for up/down

**Lifting speed**

AM 400 ESA	approx. 6 mm/s
AM 500 ESA	approx. 10 mm/s

**Weight\***

AM 400 ESA	approx. 135 kg
AM 500 ESA	approx. 140 kg

\* For accessories, please pay attention to the weight of the support plate and the permissible load of the supporter

**Place below the worktop**

Standard without worktop and without shelf below
--

4 swivel castors (wheel ø 125 mm), 2 of which have brakes
---

AM 400 ESA: ART.: **212.300.00**

AM 500 ESA: ART.: **212.310.00**





Scan the QR code and  
watch the user video:  
[https://www.youtube.com/  
watch?v=3KillNvSc6w&t=1608s](https://www.youtube.com/watch?v=3KillNvSc6w&t=1608s)

**AVAILABLE  
WORKTOPS  
AND OPTIONS**  
// FROM P.086

## HIGHLIGHT

THAT'S WHAT THE SUPPORTER  
DOES AM 400 ESA + AM 500 ESA  
PARTICULARLY:

1



The height of the work platform is adjusted  
on the centrally located control panel.

2



Electric drives are installed in the left  
and right lifting columns with concealed  
protection.

2

1

STEPLESS  
AND UNDER LOAD  
HEIGHT ADJUSTABLE  
WITH THE HELP OF  
ELECTROHYDRAULICS



FOOT



BATTERY



ELECTRIC



MOBILE

**EQUIPMENT** // FROM P.111

# SUPPORTER

## OPTIONS

### WORKTOP SELECTABLE

The condition of the worktop depends on the workflow and requirements of the work environment. At Reinhold Beck Maschinenbau GmbH is the worktop freely selectable. A wide variety of panels are available for optimal processing. We provide you with a work table with a worktop for your industry-specific work process.



### SHEET STEEL SHELVES, BELOW

Suitable for all supporter models space for tools, accessories, base cabinet, etc.

Weight approx. 8 kg

ART.: 210.320.00



### METAL SHEET, SMOOTH

Suitable for Supporter AM 500, screwed onto the platform

Plate format 1,500 x 790 x 3 mm

Color Light gray RAL 7035

Weight approx. 18 kg

ART.: 210.317.00



### FOLDING SHELF, RIGHT SIDE

Suitable for all Supporter models, attached to the lower frame on the right side, offers space for tools, accessories, vacuum cleaner, vacuum pump, etc.

Support format 445 x 390 mm

Weight approx. 12 kg

ART.: 210.321.00



### BEECH MULTIPLEX WORKTOP

Suitable for Supporter AM 500, screwed on platform, plate is coated with linseed oil

Plate format 1,600 x 790 x 30 mm

Weight approx. 30 kg

ART.: 210.300.00

**CONFIGURED // P.090**



### BEECH MULTIPLEX PERFORATED GRID PANEL

Suitable for Supporter AM 500, screwed on platform, plate is coated with linseed oil

Plate format 1,600 x 790 x 30 mm

Hole diameter ø 22 mm

Hole grid spacing T = 100 mm

Weight approx. 29 kg

ART.: 210.310.00

**CONFIGURED // P.091**



### VERTICAL SUPPORT, LEFT AND RIGHT SIDE

Suitable for all supporter models, adjustable in height in the 50 mm keyhole grid

Weight approx. 10 kg

ART.: 210.330.00



### WORKTOP BIRCH MULTIPLEX, HPL-COATED ON BOTH SIDES

Suitable for all supporter models, screwed onto the platform

Platform 1,600 x 790 x 30 mm

Color White RAL 9016

Weight approx. 30 kg

ART.: 210.306.00



### BIRCH MULTIPLEX PERFORATED GRID PANEL, HPL-COATED ON BOTH SIDES

Suitable for all supporter models, screwed onto the platform

Platform 1,600 x 790 x 30 mm

Hole diameter ø 22 mm

Hole grid spacing T = 100 mm

Color White RAL 9016

Weight approx. 29 kg

ART.: 210.311.00





### STEEL PERFORATED GRID PLATE

Suitable for all supporter models, made of high quality steel, mechanically processed with high accuracy, corrosion-resistant and long-lasting wear protection thanks to plasma nitrided surface, for use in assembly work and as a welding plate for filigree welding work, plate construction reinforced by ribbed sheets welded in in the form of a cassette

Material thickness	approx. 11.5 – 13 mm
Bores	with a radius of 2 mm
Corners and edges	with a radius of 3/6 mm
Hole diameter	ø 16 mm
Grid	50 x 50 mm

### 16B SYSTEM WITH 50 MM SIDE WALLS

Plate size	1,500 x 1,000 x 50 mm
Side plate	50 mm high
Hole spacing side plate	50 mm
Weight	approx. 170 kg

ART.: 200.440.16

**CONFIGURED // P.094**

### SYSTEM16 WITH 100 MM SIDE WALLS

Plate size	1,500 x 1,000 x 100 mm
Side plate	100 mm high
Hole spacing side plate	25 mm
Weight	approx. 215 kg

ART.: 200.443.16

**CONFIGURED // P.095**

### SYSTEM16 WITH 100 MM SIDE WALLS

Suitable for Supporter AM 1200 stationary

Plate size	2,000 x 1,000 x 100 mm
Side plate	100 mm high
Hole spacing side plate	25 mm
Weight	approx. 290 kg

ART.: 200.431.16

Only available as a stationary version and only in conjunction with the following article: Art.: 200.020.00



### SYSTEM28 WITH 200 MM SIDE WALLS

Suitable for Supporter AM 1200 stationary, included a scaling on the surface

Plate size	1,500 x 1,000 x 200 mm
Side plate	200 mm high
Hole spacing side plate	50 mm
Weight	approx. 510 kg

ART.: 200.442.28

Only available in stationary version and only in connection with the following article: Art.: 200.020.00



### STATIONARY DESIGN

Suitable for all supporter models, 4 base plates with threaded bolt, for floor levelling +/- 15 mm adjustable

Weight	approx. 6 kg
--------	--------------

ART.: 200.020.00



### DIRECTIONAL STOP

Direction lock for swivel castor, 1 piece

The direction stop turns the swivel castor into a fixed castor

The steering direction is stabilized

Weight	approx. 1 kg
--------	--------------

ART.: 200.001.00



### METAL GRID PLATE

Suitable for all Supporter models, screwed on to the platform, for use during assembly work and as welding plate for filigree welding work, surface: phosphated

Platform size	1,600 x 1,200 x 65 mm
Material thickness	4 mm
Hole diameter	ø 28 mm
Diagonal grid	T = 100 mm
Side plate	65 mm high
Weight	approx. 96 kg

ART.: 200.616.00



### STAINLESS STEEL WORKTOP, SMOOTH

Suitable for all supporter models, screwed on to the worktop beech plywood, with all-round chamfer 20 mm on all 4 sides

Platform	1,600 x 790 x 32 mm
Material thickness	2 mm
Weight	approx. 48 kg

ART.: 210.318.00



### 90 ° SIDE STOP RAILS

Suitable for all Supporter models, 30 mm height-adjustable and can be lowered below the level of the worktop level, set of 2

1 stop rail	on one long side: 1,550 mm long
1 stop rail	on one narrow side: 770 mm long
Weight	approx. 20 kg

ART.: 200.312.00

only in combination with the following worktops:  
Art.: 210.317.00, Art.: 210.300.00,  
Art.: 210.310.00, Art.: 210.306.00,  
Art.: 210.311.00

# SUPPORTER

# OPTIONS

## EQUIPMENT SELECTABLE

The supporter can be individually and precisely adapted to the respective work area with additional equipment options such as a vacuum clamping unit, base cabinet or overhead device. Different versions enable different purposes for your industry-specific work process.



### VACUUM SUCTION GRIPPER, OVAL

Suitable for the rotary axis with the vacuum system, the vacuum suction grippers can be exchanged using the quick-change system

Infinitely height adjustable	200 mm
Weight	approx. 3 kg
Size	300 x 100 mm

ART.: 210.341.00

Size	300 x 30 mm
------	-------------

ART.: 210.359.00



### VACUUM UNIVERSAL CLAMPING PLATE, FLAT, ALUMINUM

Suitable for all models with a perforated grid plate, flat clamping plate with quick-release coupling for attachment to the perforated grid plate. Including 1 m sealing rubber band

Surface: Finely milled surface with grid grooves for inserting a sealing tape

Format	290 x 160 x 40 mm
Weight	approx. 2 kg

ART.: 200.405.00



### VACUUM CLAMPING UNIT WITH ROTATING AXIS AND VACUUM SUCTION GRIPPERS

Suitable for all supporter models with vacuum, vacuum clamping unit with rotary axis can be swiveled continuously 90° from vertical to horizontal for an optimal working position when machining workpieces, 2 sliding, oval vacuum suction grippers (exchangeable thanks to the quick-change system) with tactile valve and holder, clamping unit can be completely retracted under the worktop

2x vacuum suction cups oval	300 x 100 mm
Weight	approx. 20 kg

ART.: 210.340.00

Without foot switch and without vacuum pump



### VACUUM SUCTION GRIPPER, ROUND

Matching the rotary axis with the vacuum system, the vacuum suction grippers can be exchanged using the quick-change system

Infinitely height adjustable	200 mm
Weight	approx. 3 kg
ø 100 mm	ART.: 210.342.00
ø 125 mm	ART.: 210.343.00
ø 200 mm	ART.: 210.347.00

ART.: 210.342.00

ART.: 210.343.00

ART.: 210.347.00



### VACUUM UNIVERSAL CLAMPING PLATE, SWIVELING, ALUMINUM

Suitable for all models with a perforated grid plate, the clamping plate can be swiveled and fixed by 90°, for attachment to the breadboard. Including 1 m sealing rubber band

Surface: Finely milled surface with grid grooves for inserting a sealing tape

Format	290 x 160 x 40 mm
Weight	approx. 3 kg

ART.: 200.406.00



### ELECTRIC VACUUM PUMP IN MOBILE CARRYING BOX

Suitable for all supporter models with vacuum, can be placed on the lower shelf, dry-running and low-maintenance electric vacuum pump with vacuum tank and automatic switch-off in a mobile carrying box, with 2 connection sockets

Suction capacity	3,0 m³/h
Foot switch connection cable	1,5 m fabric hose 5 m (schuko plug)
Power connection	230V / 50Hz
Weight	approx. 20 kg


ART.: 210.440.00

### VACUUM PUMP WITH STRONGER SUCTION POWER

Suitable for all supporter models with vacuum, with 2 connection coupling sockets

Suction capacity	4,6 m³/h (instead of 3,0 m³/h)
Foot switch connection cable	1,5 m fabric hose 5 m (schuko plug)
Power connection	230V / 50Hz
Weight	approx. 20 kg

ART.: 210.450.00



### FOOT SWITCH

For tensioning and releasing the vacuum

Function	3/2 way valve
Weight	approx. 2 kg

ART.: 210.455.00

Option for an electric vacuum pump in a carrying case

ART.: 210.440.00 and ART.: 210.450.00

or for connection to existing vacuum system on customer side

ART.: 210.601.00

ART.: 210.604.00

ART.: 210.603.00

ART.: 210.605.00

ART.: 210.606.00

ART.: 210.600.00

### OVERHEAD LIGHTING DEVICE AND DEVICE HOLDER

Suitable for all Supporter models, attached on the upper adjustable platform frame made of aluminium profiles with LED-400K, surface-mounted luminaire, with light switch and 2 device sockets with cover (230 V)

LED lighting, louvre surface-mounted luminaire	4000K 35 W
Weight	approx. 40 kg

ART.: 210.600.00

### EQUIPMENT TROLLEY, MOVABLE

Suitable for all Supporter models, attached to the device support rail for the attachment of functional parts

Laterally adjustable	800 mm
Weight	approx. 10 kg

ART.: 210.603.00



### ENERGY BAR WITH CENTRAL AIR AND ELECTRICAL CONNECTION

Suitable for all supporter models, on the right cultivated on the narrow side

230 V supply cable, 3 m long	
Connections:	
3x Schuko sockets with lids	
4x quick couplings for compressed air	
Weight	approx. 2 kg

ART.: 200.407.00

### COMPRESSED AIR MAINTENANCE UNIT WITH 2 PIECES COUPLINGS (FUNCTIONAL PART)

Suitable for all Supporter models, mounted on equipment trolley

Maintenance unit	R3/8"
2 safety couplings	3/8" NW 7,2
Weight	approx. 8 kg

ART.: 210.605.00

### SCHUKO SOCKETS WITH LID, 2 PIECES (FUNCTIONAL PART)

Suitable for all Supporter models, mounted on equipment trolley, 2 pieces

Schuko sockets	230 V
Max. permissible current load	10/16A
Weight	approx. 10 kg

ART.: 210.604.00

### BALANCER (FUNCTIONAL PART)

Suitable for all Supporter models, mounted on equipment trolley

Adjustment range	0.6 – 2.0 kg
Weight	approx. 2 kg

ART.: 210.606.00

### DEVICE SUPPORT RAIL

Suitable for all Supporter models, attached on overhead device

C-rail	30 x 32 x 2 mm, 1,800 mm long
Weight	approx. 10 kg

ART.: 210.601.00



### MULTIPLEX TOOL CABINET WITH 2 DRAWER BLOCKS

Suitable for all supporter models, with 6 drawers

External body dimensions (W x H x D)	1,100 x 370 x 500 mm
2x drawers	620 x 40 x 420 mm
1x drawer	620 x 120 x 420 mm
2x drawers	360 x 40 x 420 mm
1x drawer	360 x 120 x 420 mm
Weight	approx. 40 kg

ART.: 210.620.00



### METAL DRAWER BASE CABINET, 1 DRAWER BLOCK

Suitable for all supporter models, drawers with perforated floor and slotted walls (for individual drawer subdivision), central locking with 2 keys, with labeling strip and transparent cover

External dimensions of the body (W x H x D)	1,060 x 330 x 675 mm
1x drawer	1,058 x 328 x 675 mm
Usable drawer dimensions	900 x 255 x 600 mm
Drawer load capacity	max. 100 kg
100% full extension and single extension lock	
Color	Light gray RAL 7035 powder coated or blue RAL 5023
Weight	approx. 40 kg

ART.: 210.641.00

### METAL DRAWER BASE CABINET, 2 DRAWER BLOCKS

Suitable for all supporter models, drawers with perforated floor and slotted walls (for individual drawer subdivision), central locking with 2 keys, with labeling strip and transparent cover

External dimensions of the body (W x H x D)	1,090 x 330 x 675 mm
Block 1 front height	270 mm
1 drawer, usable size	410 x 255 x 600 mm
Block 2 front height	90 mm
3 drawers, usable size	410 x 75 x 600 mm
Drawer load capacity	max. 100 kg
100% full extension and single extension lock	
Color	Light gray RAL 7035 powder coated or blue RAL 5023
Weight	approx. 48 kg

ART.: 210.642.00

# AM 500

WORK AND ASSEMBLY TABLES // AM 500 BEECH MULTIPLEX WORKTOP

## BEECH MULTIPLEX WORKTOP | FH



**PAYLOAD**  
up to 500 kg



**PLATE SIZE**  
1,600 x 790 x 30 mm



**OVERALL HEIGHT**  
max. 1,000 mm



Scan the QR code and  
watch the user video:  
[https://www.youtube.com/  
watch?v=3KiIlNvSc6w&t=1608s](https://www.youtube.com/watch?v=3KiIlNvSc6w&t=1608s)

**CONFIGURED**

The Supporter AM 500 with the beech multiplex worktop is characterized as a work and assembly table as well as the new ergonomic workbench. Ergonomically correct, the working height is set quickly and easily using the foot hydraulics.

Useful stroke	300 mm
Construction height of the supporter	700 mm
Weight	approx. 140 kg
Place below the worktop	
Including shelf below	
4 swivel castors (wheel ø 125 mm), 2 of which have brakes	

ART.: 210.100.10



STEPLESS  
AND UNDER  
HEIGHT-  
ADJUSTABLE  
LOAD WITH  
THE HELP  
OF FOOT  
HYDRAULICS



FOOT



BATTERY



ELECTRIC



# AM 500

WORK AND ASSEMBLY TABLES // AM 500 BEECH MULTIPLEX PERFORATED GRID PANEL

CONFIGURED



Scan the QR code and  
watch the user video:  
[https://www.youtube.com/  
watch?v=3KillNvSc6w&t=1608s](https://www.youtube.com/watch?v=3KillNvSc6w&t=1608s)

## BEECH MULTIPLEX PERFORATED GRID PANEL | FH



**PAYLOAD**  
up to 500 kg



**PLATE SIZE**  
1,600 x 790 x 30 mm




**OVERALL HEIGHT**  
max. 1,000 mm

The new ergonomic workbench opens up completely new possibilities for a safe and future-oriented workplace. With a total height of 1,000 mm, different body sizes as well as the dimensioning and positioning of the workpieces can be taken into account.

Useful stroke	300 mm
Construction height of the supporter	700 mm
Weight	approx. 140 kg
Place below the worktop	
Including shelf below	
4 swivel castors (wheel ø 125 mm), 2 of which have brakes	

ART.: 210.120.10



# SUPPORTER

## AM 500 PERFECT



**PAYLOAD**  
up to 500 kg



**PLATE SIZE**  
1,600 x 790 x 30 mm



**OVERALL HEIGHT**  
max. 1,000 mm

Our supporter AM 500 Perfect is provided with a birch multiplex breadboard with double-sided HPL coating for flexible work in the breadboard with the practical accessories (optionally available). It also has a lower shelf for practical storage of tools or the vacuum pump. The vacuum system with its two oval vacuum cups is the ideal support for surface processing.

Useful stroke	300 mm
Construction height of the supporter	700 mm
Vacuum pump suction capacity	3,0 m³/h
Foot switch	1.5 m fabric hose
connection cable	5 m (schuko plug)
Power connection	230 V / 50 Hz
Vacuum suction gripper, oval	300 x 100 mm
Weight	approx. 170 kg
Space below the worktop thanks to the shelf	
4 swivel castors (wheel ø 125 mm), 2 of which have brakes	

ART.: 210.160.10



## HIGHLIGHT

THAT MAKES THE SUPPORTER  
AM 500 PERFECT SPECIAL:

1



The combination of breadboard and Vacuum suction allows a lot of simplified Work steps.

2



The optional energy bar is the direct energy supply for electricity and air.

OPTIONAL  
Energy bar  
ART.: 200.407.00

1

2

STEPLESS  
AND UNDER LOAD  
HEIGHT ADJUSTABLE  
WITH THE HELP OF  
FOOT HYDRAULICS



MOBILE



EQUIPMENT // FROM P.111

# AM 500

WORK AND ASSEMBLY TABLES // AM 500 STEEL PERFORATED GRID PLATE

CONFIGURED

## STEEL PERFORATED GRID PLATE | FH



**PAYLOAD**  
up to 330 kg



**PLATE SIZE**  
1,500 x 1,000 x 50 mm



**OVERALL HEIGHT**  
max. 1,020 mm

Useful stroke	300 mm
Height of the supporter with steel perforated grid plate	720 mm
Weight	approx. 290 kg
4 swivel castors (wheel ø 125 mm), 2 of which have brakes	

ART.: 210.170.16

### INCLUDING STEEL GRID PLATE, 50 MM

Material thickness	approx. 11,5 – 13 mm
Bores	with a radius of 2 mm
Corners and edges	with a radius of 3/6 mm
Grid	50 x 50 mm
Side plate	50 mm high
Hole spacing side plate	50 mm
Platform	1,500 x 1,000 x 50 mm

ART.: 200.440.16

**INDIVIDUAL ITEMS OF THIS CONFIGURATION:**  
AM 500 FH (ART.: 210.100.00)  
Shelf (ART.: 210.320.00)  
Steel perforated grid plate (ART.: 210.440.16)  
Pre-freight costs, adapters and final assembly

STEPLESS  
AND UNDER  
HEIGHT-  
ADJUSTABLE  
LOAD WITH  
THE HELP OF  
FOOT HYDRAULICS



FOOT



BATTERY



ELECTRIC

All products can also be found in our online store at [www.hokubema.com](http://www.hokubema.com)



## STEEL PERFORATED GRID PLATE | FH

CONFIGURED



**PAYLOAD**  
up to 980 kg



**PLATE SIZE**  
1,500 x 1,000 x 100 mm



**OVERALL HEIGHT**  
max. 1,070 mm

Useful stroke	300 mm
Height of the supporter with steel perforated grid plate	770 mm
Weight	approx. 360 kg
4 swivel castors (wheel ø 125 mm), 2 of which have brakes	

ART.: 210.180.16

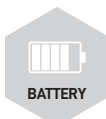
### INCLUDING STEEL GRID PLATE, 100 MM

Material thickness	approx. 11,5 – 13 mm
Bores	with a radius of 2 mm
Corners and edges	with a radius of 3/6 mm
Grid	50 x 50 mm
Side plate	100 mm high
Hole spacing side plate	25 mm
Platform	1,500 x 1,000 x 100 mm

ART.: 200.443.16

**INDIVIDUAL ITEMS OF THIS CONFIGURATION:**  
AM 1200 FH (ART.: 210.200.00)  
Shelf (ART.: 210.320.00)  
Steel perforated grid plate (ART.: 210.443.16)  
Adapter and final assembly

STEPLESS  
AND UNDER  
HEIGHT-  
ADJUSTABLE  
LOAD WITH  
THE HELP OF  
FOOT HYDRAULICS



# SUPPORTER

## AM 500-FLEXX + AM 1200-FLEXX | FH



**PAYLOAD**  
AM 500: up to 500 kg  
AM 1200: up to 1,200 kg



**PLATFORM SIZE**  
2,000 x 1,000 mm



**OVERALL HEIGHT**  
max. 1,070 mm

Our continuously height-adjustable supporters in the sizes AM 500-Flexx and AM 1200-Flexx are more than work and assembly tables. Well thought-out functions have been taken from practice and further developed in such a way that the ideal partner for every workshop is created. The AM 500-Flexx has a lifting unit in the left and the AM 1200-Flexx has two lifting units, which are concealed in the left and right lifting columns in order to be protected from dirt and damage.

Useful stroke 300 mm

Construction height of the supporter 770 mm

Weight\*  
AM 500 approx. 150 kg  
AM 1200 approx. 180 kg

\* For accessories, please pay attention to the weight of the support plate and the permissible load of the supporter

Space below the worktop

Including bottom shelf

5 laterally adjustable C-profile support rails with hardwood supports (Hardwood supports are adjustable in depth in the C-profile rail)

Standard without worktop

4 swivel castors (wheel ø 125 mm), 2 of which have brakes

AM 500-FLEXX: ART.: 210.130.00

AM 1200-FLEXX: ART.: 210.140.00

STEPLESS  
AND UNDER LOAD  
HEIGHT ADJUSTABLE  
WITH THE HELP OF  
FOOT HYDRAULICS

1



FOOT



BATTERY

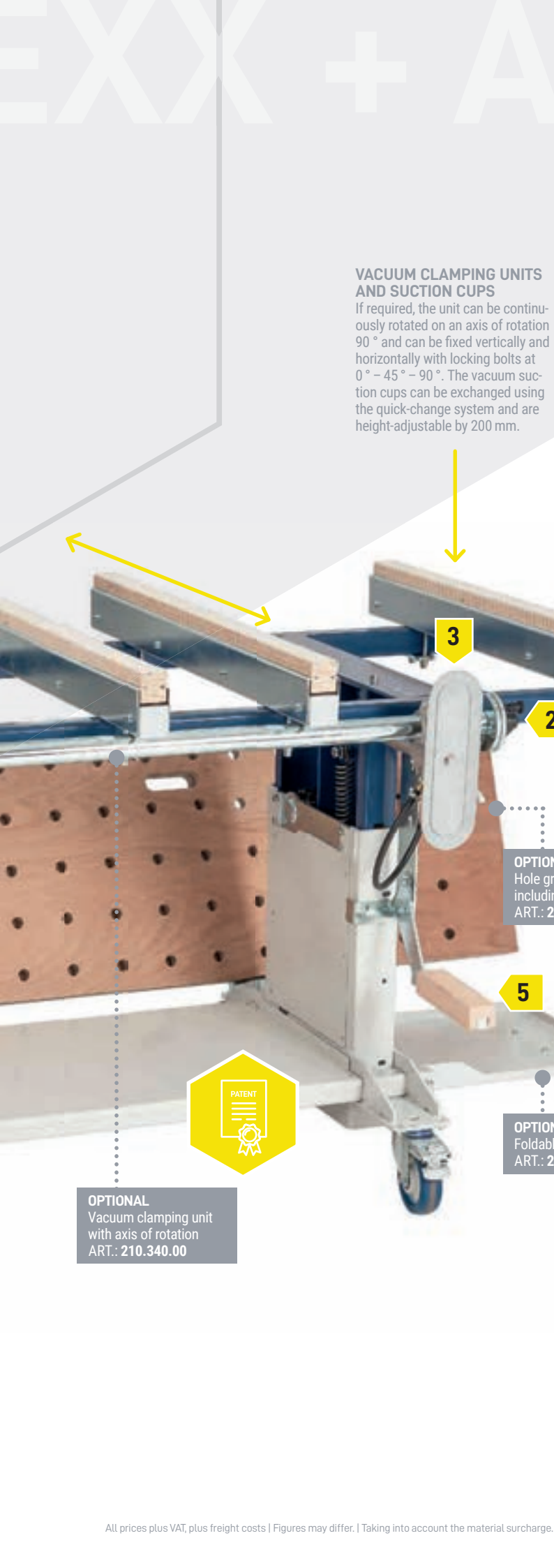


ELECTRIC



MOBILE

**OPTIONAL**  
Vertical supports  
left and right side  
ART.: 210.330.00



### VACUUM CLAMPING UNITS AND SUCTION CUPS

If required, the unit can be continuously rotated on an axis of rotation 90 ° and can be fixed vertically and horizontally with locking bolts at 0 ° – 45 ° – 90 °. The vacuum suction cups can be exchanged using the quick-change system and are height-adjustable by 200 mm.

## HIGHLIGHT

THAT MAKE THE SUPPORTERS  
AM 500-FLEXX + AM 1200-FLEXX  
SPECIAL:



Rear supports for putting down the worktop.




Vacuum clamping unit with two sliding oval grippers with touch valve.



If necessary, the vacuum clamping unit can be folded away under the worktop.



Worktop can be removed quickly and easily for individual purposes.



Vertical support adjustable left and right in a 50mm keyhole grid.


EQUIPMENT // FROM P.111

## SUPPORTER

## OPTIONS

## EQUIPMENT SELECTABLE

The supporter can be individually and precisely adapted to the respective work area with additional equipment options such as a vacuum clamping unit, base cabinet or overhead device. Different versions enable different purposes for your industry-specific work process.



**BEECH MULTIPLEX PERFORATED GRID PANEL, 2-PIECE – WITHOUT CUT-OUTS –**

Suitable for Supporter AM 500-Flexx + AM 1200-Flexx, with 2 pieces of plug-in pins for attaching to the 2 outer support rails including 2 pieces of dovetail connectors (double T-connector), plate is coated with linseed oil

Plate format	2x 2,000 x 500 x 30 mm
Hole diameter	ø 22 mm
Hole grid spacing	T = 100 mm
Including 2 storage holders	
Weight	approx. 42 kg

ART.: 210.460.00

\* without vacuum cup


**BEECH MULTIPLEX PERFORATED GRID PANEL, 2-TEILIG – WITH 2 CUT-OUTS –**

Suitable for Supporter AM 500-Flexx + AM 1200-Flexx, 2 cutouts for vacuum cups oval (300 x 100 mm) with 2 pieces of plug-in pins for attaching to the 2 outer support rails including 2 pieces of dovetail connectors (double T-connector), plate is coated with linseed oil

Plate format	2x 2,000 x 500 x 30 mm
Hole diameter	ø 22 mm
Hole grid spacing	T = 100 mm
Including 2 storage holders	
Weight	approx. 42 kg

ART.: 210.465.00

\* without vacuum cup


**PERFORATED GRID PANEL, BIRCH MULTIPLEX, HPL-COATED, 2-PIECE – WITHOUT CUT-OUTS –**

Suitable for Supporter AM 500-Flexx + AM 1200-Flexx, with 4 pieces of socket pins to be attached to the 2 outer support rails including 2 pieces of dovetail connectors, the plate is coated with linseed oil

Plate format	2x 2,000 x 500 x 30 mm
Hole diameter	ø 22 mm
Hole grid spacing	T = 100 mm
Including 2 storage holders	
Color	White RAL 9016
Weight	approx. 42 kg

ART.: 210.312.00

\* without vacuum cup


**PERFORATED GRID PANEL, BIRCH MULTIPLEX, HPL-COATED, 2-PIECE – WITH 2 CUT-OUTS –**

Suitable for Supporter AM 500-Flexx + AM 1200-Flexx, 2 cutouts for vacuum cups oval (300 x 100 mm) with 4 socket pins for attaching to the 2 outer support rails including 2 pieces of dovetail connectors, the plate is coated with linseed oil

Plate format	2x 2,000 x 500 x 30 mm
Hole diameter	ø 22 mm
Hole grid spacing	T = 100 mm
Including 2 storage holders	
Color	White RAL 9016
Weight	approx. 42 kg

ART.: 210.313.00

\* without vacuum cup


**PULL-OUT SYSTEM ON ONE SIDE WITH HARDWOOD TOP**

Platform extension by pulling out up to 820 mm per side, suitable for Supporter AM 500-Flexx + AM 1200-Flexx

Format per side	1,000 x 60 mm
Weight	approx. 20 kg

ART.: 210.314.00

**PULL-OUT SYSTEM LEFT AND RIGHT, WITH HARDWOOD TOP**

Weight	approx. 40 kg
--------	---------------

ART.: 210.325.00





### VACUUM CLAMPING UNIT WITH ROTATING AXIS AND VACUUM SUCTION GRIPPERS

Suitable for all supporter models with vacuum, vacuum clamping unit with rotary axis can be swiveled continuously by 90 ° from vertical to horizontal for an optimal working position when machining workpieces, 2 sliding, oval vacuum suction grippers (exchangeable thanks to the quick-change system) with touch valve and holder, clamping unit can be completely retracted under the worktop

2x vacuum suction cups oval	300 x 100 mm
Weight	approx. 20 kg

ART.: 210.340.00

Without foot switch and without vacuum pump



### ELECTRIC VACUUM PUMP IN MOBILE CARRYING BOX

Suitable for all supporter models with vacuum, can be placed on the lower shelf, dry-running and low-maintenance electric vacuum pump with vacuum tank and automatic switch-off in a mobile carrying box, with 2 connection sockets

Suction capacity	3.0 m³/h
Foot switch	1,5 m fabric hose
Connection cable	5 m (schuko plug)
Weight	approx. 20 kg

ART.: 210.440.00



### VACUUM PUMP WITH STRONGER SUCTION POWER

Suitable for all supporter models with vacuum, with 2 connection coupling sockets

Suction capacity	4.6 m³/h (anstatt 3.0 m³/h)
Foot switch	1.5 m fabric hose
Connection cable	5 m (schuko plug)
Power connection	230V / 50Hz
Weight	approx. 20 kg

ART.: 210.450.00



### VACUUM SUCTION GRIPPER, OVAL

Suitable for all supporter models with vacuum, with tactile valve and holder, exchangeable with quick-change system

Infinitely height adjustable	200 mm
Weight	approx. 3 kg

Size	300 x 100 mm
------	--------------

ART.: 210.341.00

Size	300 x 30 mm
------	-------------

ART.: 210.359.00



### VACUUM SUCTION GRIPPER, ROUND

Suitable for the rotary axis with the vacuum system, the vacuum suction grippers can be exchanged using the quick-change system

Infinitely height adjustable	200 mm
Weight	approx. 3 kg

ø 100 mm	ART.: 210.342.00
----------	------------------

ø 125 mm	ART.: 210.343.00
----------	------------------

ø 200 mm	ART.: 210.347.00
----------	------------------



### VERTICAL SUPPORT, LEFT AND RIGHT SIDE

Suitable for all supporter models, adjustable in height using a 50 mm keyhole grid

Weight	approx. 10 kg
--------	---------------

ART.: 210.330.00




### FOLDING SHELF, RIGHT SIDE

Suitable for all Supporter models, attached to the lower frame on the right side, offers space for tools, accessories, vacuum cleaner, vacuum pump, etc.

Support format	445 x 390 mm
Weight	approx. 12 kg

ART.: 210.321.00



### VERSATILE EQUIPMENT FOR PERFORATED GRID PANELS

Perforated grid panels are versatile and, with their accessories, offer solutions for optimized processes: clamping, gluing, pressing, grinding, polishing, etc. can be carried out on your lifting table with little effort.

**EQUIPMENT // FROM P.111**

# AM 500 R + AM 500 RHD + AM 1200 R

360° ROTOR | FH



#### PAYLOAD

AM 500: up to 500 kg  
AM 1200: up to 1,200 kg



#### PLATE SIZE

1,600 x 600 mm  
(or on customer request)



#### OVERALL HEIGHT

max. 1,250 mm

Even if the load is uneven, the supporter AM 500 with 360° rotor can be continuously adjusted in height by 300 mm. The rotating frame of the rotor can be adjusted and fixed over 360° by means of a locking disc and a spring latch. Consequently the supporter with 360° rotor is the ideal assembly device to process the workpiece at the optimal height and inclination.

Useful stroke	300 mm
Construction height of the supporter	
AM 500 R	950 mm
AM 500 RHD	850 mm
AM 1200 R	individual
Clear width between lifting columns	
AM 500 R	1,700 mm
AM 500 RHD	3,000 mm
AM 1200 R	individual
Lifting unit	
AM 500 R/AM 500 RHD	1x left
AM 1200 R	1x left + 1x right
Weight	approx. 180 kg

\* For accessories, please pay attention to the weight of the support plate and the permissible load of the supporter

Rotating device made of aluminum profile built on the lifting columns

Pillow block bearings on both sides with detent washer, 15° pitch and spring latch to fix the position

#### AM 500 R:

2 pieces of laterally movable profile support rails with T-slot and slot nuts IG M8 for holding a worktop / workpiece carrier, 800 mm long

#### AM 500 RHD:

The device frame or welding plate can be screwed onto the support bracket by the customer, accommodating a worktop / workpiece carrier up to a size of max. 2,500 x 1,100 mm

Without worktop and without shelf below

4 swivel castors (wheel ø 125 mm), 2 of which have brakes

AM 500 R: ART.: 300.110.00  
AM 500 RHD: ART.: 300.120.00  
AM 1200 R: ART.: 300.130.00


STEPLESS  
AND UNDER LOAD  
HEIGHT ADJUSTABLE  
WITH THE HELP OF  
FOOT HYDRAULICS




FOOT




BATTERY



ELECTRIC




**CONFIGURED**



#### APPLICATION EXAMPLE OF MOUNTING DEVICE:

Easily equip control cabinets while sitting or standing at the angle you choose for the ideal work situation.



# ERGOPLAN EP1

## WORKING AND ASSEMBLY TABLE EP1 | FH



**PAYLOAD**  
up to 400 kg



**PLATE SIZE**  
1,785 x 850 x 120 mm  
(including tongs)



**OVERALL HEIGHT**  
max. 1,080 mm

The ergonomic work and assembly table ErgoPlan EP1 is equipped with a workbench top made of selected and solid red beech wood. The surface is waxed and polished. The stepless height adjustment under load is even and precise – even with asymmetrical load on the plate.

Workbench top without pliers	1,700 x 640 x 120 mm
------------------------------	----------------------

2 pliers wrenches:  
Front tong made of solid cast / steel construction, rear clamp robust aluminum box guide (with adjustable guide prism and plastic slide guide)

Board thickness	120 / 60 mm
-----------------	-------------

Useful stroke	300 mm
---------------	--------

Construction height ErgoPlan	780 mm
------------------------------	--------

Weight of the workbench top	approx. 95 kg
-----------------------------	---------------

Weight	approx. 240 kg
--------	----------------

The cover attached to the rear serves as a crush protection cover

The lifting unit is concealed in the left lifting column and is therefore protected from dirt and damage

ART.: 211,100.00

**OPTIONAL**  
Round bench hook  
ART.: 211.201.30  
ART.: 211.205.30

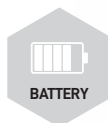
### BANK HOOK

Our ErgoPlan with workbench has optionally over four practical and versatile Bench hook for tensioning or as a Support of long workpieces.

**STEPLESS  
AND UNDER LOAD  
HEIGHT ADJUSTABLE  
WITH THE HELP OF  
FOOT HYDRAULICS**



FOOT



BATTERY



ELECTRIC



STATIONARY



MOBILE

### HOW YOU CAN BENEFIT FROM IT AS A SCHOOL:

- + Different student sizes (height)
- + Conveying awareness of ergonomics and acting as a role model
- + Maintenance-free functionality results in permanent cost savings
- + Longevity through high-quality construction, robust construction, innovative planning and service if required
- + Future-oriented equipment as an appreciative employer
- + Mobile use thanks to the chassis with rollers and lifting / lowering device, as well as stationary on stable adjustable feet



## ERGONOMY

ANYONE WHO IS FORCED TO WORK IN AN UNHEALTHY POSTURE DURING TRAINING RISKS SUFFERING FROM BACK PROBLEMS OR OTHER DAMAGE TO THE MUSCULOSKELETAL SYSTEM IN LATER YEARS, AS WELL AS LOSING MOTIVATION FOR THE JOB.



Scan the QR code and watch user video:  
<https://youtu.be/TPzBGVKryug>

### DRILLING

Vertical and horizontal holes in the plate and in the pliers with  $\varnothing 30$  mm for flexible work with bench hooks.

The holes in the plate and in the front pliers are in a grid of 160 x 320 mm.

The holes in the rear jaws are in a 160 mm grid, horizontal holes on the front side in a 150 mm grid.

## HIGHLIGHT

THAT MAKES THE ERGOPLAN PARTICULARLY:

1



Workpieces can be clamped against the table with the help of the front gripper.

2



With the rear clamp, workpieces can also be clamped with bench hooks.

3



Quiet running despite high payload – the future-oriented workbench.

4



The feet can be adjusted in height to compensate for uneven surfaces.

3

2

4

### INTERMEDIATE SPACE

Offers space for tools, as a (tool) base cabinet or as storage space.



### LEVELING FEET

The 4 adjustable feet are +/- 15 mm in height adjustable

### FOLD-OUT DRIVING DEVICE

Our ErgoPlan offers a fold-out driving device attached to the base frame, which can be folded in and out by means of a hand lever. It lifts the ErgoPlan by approx. 15 cm and thus makes it mobile. Your new ErgoPlan thus offers a stationary working position and can also be used on the move in next to no time.

# ERGOPLAN EP2

## WORK AND ASSEMBLY TABLE EP2 | FH



**PAYLOAD**  
up to 400 kg



**PLATE SIZE**  
1,785 x 850 x 120 mm  
(including pliers)



**OVERALL HEIGHT**  
max. 1,080 mm

Our stationary, ergonomic work and assembly table ErgoPlan EP2 is equipped with a workbench top made of robust, solid beech wood. The surface is waxed and polished. The stepless height adjustment under load is even and precise – even with asymmetrical load on the plate.

Workbench top without pliers	1,700 x 640 x 120 mm
------------------------------	----------------------

2 pliers wrenches:  
Front clamp made of solid cast / steel construction, rear clamp robust aluminum box guide (with adjustable guide prism and plastic slide guide)

Board thickness	120 / 60 mm
-----------------	-------------

Useful stroke	300 mm
---------------	--------

Construction height ErgoPlan	780 mm
------------------------------	--------

Weight der workbench top	approx. 95 kg
--------------------------	---------------

Weight	approx. 210 kg
--------	----------------

The cover attached to the rear serves as a protective cover against scissors and as a protection against crushing.

The lifting unit is concealed in the left lifting column and is therefore protected from dirt and damage.

ART.: 211.110.00

### OPTIONAL

Round bench hook  
ART.: 211.201.30  
ART.: 211.205.30

### BANK HOOK

Our ErgoPlan with workbench has optionally over four practical and versatile Bench hook for tensioning or as a Support of long workpieces.

STEPLESS  
AND UNDER LOAD  
HEIGHT ADJUSTABLE  
WITH THE HELP OF  
FOOT HYDRAULICS



## ERGONOMY

ANYONE WHO IS FORCED TO WORK IN AN UNHEALTHY POSTURE DURING TRAINING RISKS SUFFERING FROM BACK PROBLEMS OR OTHER DAMAGE TO THE MUSCULOSKELETAL SYSTEM IN LATER YEARS, AS WELL AS LOSING MOTIVATION FOR THE JOB.



Scan the QR code and watch user video:  
<https://youtu.be/TPzBGVKryug>

### DRILLING

Vertical and horizontal holes in the plate and in the pliers with  $\varnothing$  30 mm for flexible work with bench hooks.

The holes in the plate and in the front pliers are in a grid of 160 x 320 mm.

The holes in the rear jaws are in a 160 mm grid, horizontal holes on the front side in a 150 mm grid.



3

2

### INTERMEDIATE SPACE

Provides space for tools, as (Tool) base cabinet or as a storage room.

PATENT



### LEVELING FEET

The 4 adjustable feet are +/- 15 mm in height adjustable

4

## HIGHLIGHT

WHAT MAKES THE ERGOPLAN SPECIAL:

1



Workpieces can be clamped against the table with the help of the front gripper.

2



Workpieces can also be clamped with bench hooks using the rear clamp.

3



Quiet running despite high payload – the future-oriented workbench.

4



The height of the feet can be adjusted to compensate for uneven surfaces.

EQUIPMENT // FROM P.111

# ERGOPLAN EP3

## WORK AND ASSEMBLY TABLE EP3 | FH



**PAYLOAD**  
up to 500 kg



**PLATFORM SIZE**  
for workbench tops  
up to max. 2 m in length



**OVERALL HEIGHT**  
max. 970 mm

You can flexibly equip our stationary, ergonomic work and assembly table ErgoPlan EP3 with your existing workbench top. The stepless height adjustment under load takes place evenly and precisely – even with asymmetrical loads on a plate.

Useful stroke	300 mm
Construction height ErgoPlan	670 mm
Weight	approx. 130 kg

The lifting unit is concealed in the left lifting column and is therefore protected from dirt and damage.

When ordering, please let us know the dimensions of your existing bench top.

ART.: 211.120.00

STEPLESS  
AND UNDER LOAD  
HEIGHT ADJUSTABLE  
WITH THE HELP OF  
FOOT HYDRAULICS





## ERGONOMY

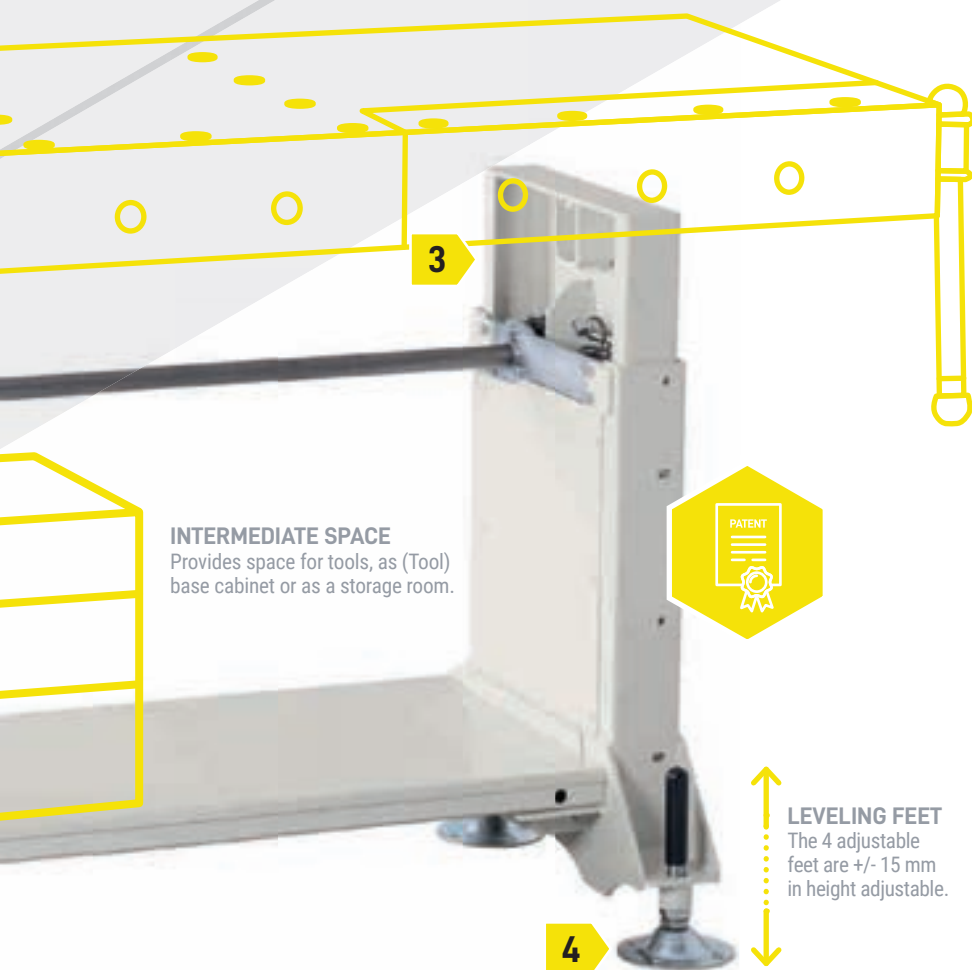
ANYONE WHO IS FORCED TO WORK IN AN UNHEALTHY POSTURE DURING TRAINING RISKS SUFFERING FROM BACK PROBLEMS OR OTHER DAMAGE TO THE MUSCULOSKELETAL SYSTEM IN LATER YEARS, AS WELL AS LOSING MOTIVATION FOR THE JOB.



Scan the QR code and watch user video:  
<https://youtu.be/TPzBGVKryug>

## HIGHLIGHT

WHAT MAKES THE ERGOPLAN SPECIAL:



### INTERMEDIATE SPACE

Provides space for tools, as (Tool) base cabinet or as a storage room.



### LEVELING FEET

The 4 adjustable feet are +/- 15 mm in height adjustable.

1



An individual or already existing workbench top can be added.

2



Lifting and lowering by foot-operated Hydraulic lifting unit.

3



Quiet running despite high payload – the future-oriented workbench.

4



The height of the feet can be adjusted to compensate for uneven surfaces.

EQUIPMENT // FROM P.111

# ERGOPLAN EP SERVICE

## REVISION OF AN EXISTING PLANING BENCH PANEL

### SAVES VALUABLE WOOD AND MONEY

Thanks to our decades of experience in the field of ergonomic lifting and work tables, we know that new products are not necessarily the better ones. This is also the case with the workbenches, for example. The high-quality material wood – especially from previous processing processes – does not lose its value. Worktops made of solid wood are particularly valuable. Scratches and wear and tear do not lead to a necessary new investment, but you can take advantage:

**” We renovate your aged workbenches and prepare them professionally and carefully so that they shine like new again. In addition, we also noticeably relieve your budget.**



1

### DISMANTLING

After collection by our forwarding company, your old planer bench top will be disassembled.



2

### RENOVATION

The surfaces of your old planing bench top is sanded waxed and polished.



3

### FUNCTIONAL PARTS

Components, such as front and rear calipers, are checked, reconditioned and readjusted or replaced with new high-quality materials.




### REVISION OF AN EXISTING PLANE PLATE

1. Dismantling your old workbench top.
2. The bench top is picked up, the surfaces sanded, waxed and polished.
3. Defective wooden parts are replaced with new, high-quality materials.
4. Functional parts, such as the pliers, are checked and usually replaced or re-set.
5. The finished workbench plate is delivered back to the place of use.

ART.: 211.130.00

Minimum quantity per order: 5 pieces



The revised workbench top can now be built onto the ErgoPlan EP3 subconstruction. The new workplace is therefore optimally equipped and ergonomically correct for the years to come.

ERGOPLAN EP3 // S.106

# ERGOPLAN EP OPTIONS

WORK AND ASSEMBLY TABLES // ERGOPLAN

## EQUIPMENT SELECTABLE

The ErgoPlan can be customized with additional equipment options such as a fold-out drive unit, tool base cabinet or accessories with locking bolts, precisely and individually. Work area can be adapted and also expanded. Even outdated workbenches experience completely new possibilities.



### VERTICAL CLAMP WITH BOLT

Suitable for ErgoPlan EP1 + EP2, with locking bolts for plugging into the grid holes

Diameter of the bolt	ø 30 mm
Profile	30 x 8.5 mm
Projection	120 mm
Vertical clamping height	200 mm
Weight	approx. 1 kg

ART.: 211.203.30



### ANTI-SLIP SUPPORT, 1,200 MM

Suitable for ErgoPlan EP1 + EP2, with 2 locking bolts for plugging into the grid holes

Length	1,200 mm
Weight	approx. 3 kg

ART.: 210.610.30

### ANTI-SLIP SUPPORT, 600 MM

Length	600 mm
Weight	approx. 2 kg

ART.: 210.612.30



### FOLDABLE UNDERCARRIAGE

Suitable for ErgoPlan EP3, attached to the base frame. The chassis with the 4 swivel castors can be folded out using a hand lever. The undercarriage lifts the ErgoPlan by approx. 15 mm and thus makes it mobile. When the travel device is folded in, the ErgoPlan is in the static working position

Weight	approx. 35 kg
--------	---------------

ART.: 211.140.00

Not for retrofitting. Must be ordered with the basic configuration.



### METAL DRAWER BASE CABINET

Suitable for ErgoPlan EP1 – EP3, with 1 drawer block, drawers with perforated bottom and slotted walls (for individual drawer subdivision), central lock with 2 keys, with label strip and transparent cover

External dimensions of the body	1,060 x 330 x 675 mm
1x drawer	1,058 x 328 x 675 mm
Usable drawer dimensions	900 x 255 x 600 mm
Drawer load capacity	max. 100 kg
100 % full extension and single extension lock colour	
Color powder coated	Light gray RAL 7035 or blue 5023
Weight	approx. 40 kg

ART.: 210.645.00



### ROUND BENCH HOOKS 120 MM

Suitable for ErgoPlan EP1 + EP2, for insertion on the front as a workpiece support, set of 2

Diameter	ø 30 mm
Weight	approx. 1 kg
Length	120 mm

ART.: 211.201.30 (set of 2)

### ROUND BENCH HOOKS 200 MM

Length	200 mm
--------	--------

ART.: 211.205.30 (set of 2)



### MULTIPLEX TOOL CABINET

Suitable for ErgoPlan EP1 – EP3, with 6 drawers

External dimensions of the body	1,100 x 370 x 500 mm
2x drawers	620 x 40 x 420 mm
2x drawers	360 x 40 x 420 mm
1x drawer	620 x 120 x 420 mm
1x drawer	360 x 120 x 420 mm
Weight	approx. 40 kg

ART.: 210.620.00



### WOODEN BASE CABINET M182

Suitable for ErgoPlan EP1 – EP3, with 2 lockable drawers

Ball bearing roller guide with 100 % extraction of the drawers


External dimensions of the body	860 x 400 x 455 mm
Drawer division above	750 x 80 x 380 mm
below	750 x 140 x 380 mm
Weight	approx. 30 kg

ART.: 210.630.00



**Protect the pillars  
of work – with ergonomic  
workplaces.**





## EQUIPMENT BECOME MUST-HAVE

### MORE FREEDOM IN PROCESSING.

A work table with a perforated grid plate can be used in many ways and, with a wide range of accessories, offers solutions for optimized work processes. Clamping, gluing, pressing, grinding, polishing and all other work processes can be carried out on your lifting table without any problems and with little effort thanks to the practical clamps and clamps in combination with stop pins or individual abutments.

“ We advise in detail, develop the right solution and look forward to an optimal result.

Long established in the wood industry, high-quality clamping accessories are also becoming increasingly important in the metal industry and especially for welding work.


- + Traditionally from the highest quality Materials manufactured and refined
- + Can be individually combined
- + Manufactured using the most modern processes
- + Guaranteed maximum comfort
- + More security in work processes
- + Ease of use high
- + Ergonomically designed
- + Long-lasting wear protection
- + High development competence
- + Always new innovative products
- + Expandable at any time
- + Highest functionality with exclusive design
- + Can be used across industries

# EQUIPMENT

## WOOD-GRID PANELS Ø 22 mm



Watch user video:  
<https://www.youtube.com/watch?v=1KmtVqNWu0>



### HORIZONTAL CLAMP

Clamping pin with trapezoidal internal thread, threaded spindle and thrust piece with protective cap

Threaded spindle	40 mm adjustable
Weight	approx. 1 kg

ART.: 200.607.22



### VERTICAL CLAMP RAIL 30 x 8.5 mm, FIXED OUTPUT

For vertical workpiece clamping

Projection	120 mm
Clamping height	up to 200 mm
Swiveling	360°
Weight	approx. 1 kg

ART.: 200.603.22



### VERTICAL CLAMP RAIL 22 x 8.5 mm, FIXED OUTPUT

For vertical workpiece clamping

Projection	100 mm
Clamping height	up to 200 mm
Swiveling	360°
Weight	approx. 1 kg

ART.: 200.710.22



### VERTICAL CLAMP RAIL 22 x 8.5 mm, VARIABLE PROJECTION

For precise, individual clamping at vertical workpiece clamping

Projection, infinitely adjustable	30 – 150 mm
Clamping height	up to 200 mm
Swiveling	360°
Weight	approx. 1 kg

ART.: 200.711.22



### VERTICAL CLAMP RAIL 22 x 8.5 mm, FIXED PROJECTION, LEVER HANDLE WITH RESTING MECHANISM

The lever handle with locking mechanism offers a dosed, fast and vibration-proof clamping for vertical workpiece clamping

Projection	100 mm
Clamping height	up to 200 mm
Swiveling	360°
Weight	approx. 1 kg

ART.: 200.712.22



### VERTICAL CLAMP RAIL 22 x 8.5 mm, VARIABLE PROJECTION, LEVER WITH LOCKING MECHANISM

The lever handle with locking mechanism offers a dosed, fast and vibration-proof clamping with the vertical workpiece clamping throat, infinitely adjustable

Projection, infinitely adjustable	100 mm
Clamping height	up to 200 mm
Swiveling	360°
Weight	approx. 1 kg

ART.: 200.713.22



### ONE-HAND VERTICAL CLAMP RAIL, 11 X 5 MM

For vertical workpiece clamping

Projection	70 mm
Clamping height	bis 150 mm
Swiveling	360°
Clamping force	bis 60 kg
Weight	approx. 1 kg

ART.: 200.714.22



### HORIZONTAL PUSH ROD TENSIONER

With 1 locking bolt and safety plug for powerful and gentle clamping

Wingspan	35 mm
Automatic adjustment	13 mm
Clamping force	250 kg
Weight	approx. 1 kg

ART.: 200.715.22



### VERTICAL QUICK RELEASE

With 1 locking bolt and safety plug for powerful and gentle clamping

Wingspan	60 mm
Automatic adjustment	35 mm
Clamping force	250 kg
Weight	approx. 1 kg

ART.: 200.716.22



### VICE WITH QUICK ADJUSTMENT

With 2 locking bolts

Jaw width	100 mm
Max. Span	100 mm
Weight	approx. 4 kg

ART.: 200.609.22



### STOP PIN ROUND

With milled contact surface as counterpart for fastening workpieces, the stop can also be used as direct resistance of the workpiece, made of plastic POM black

Peg	Ø 40 / 22 mm
Length	40 mm

ART.: 200.602.22



### SINGLE THRUST BEARING WITH 1 LOCKING BOLT AND SAFETY PLUG

As an abutment to the angular gear clamp for the clamping and fixing of workpieces with grid pin and safety plug

Weight	approx. 1 kg
--------	--------------

ART.: 200.601.22



### ANGLE GEAR TENSIONER WITH 2 LOCKING BOLTS

Provides a secure stand in the perforated grid plate and enables evenly strong tension

Useful stroke	130 mm
Pressure plate	100 x 78 mm
Clamping force	up to 500 kg
Total length	260 mm
Weight	approx. 4 kg

ART.: 200.608.22



### ANTI-SLIP SUPPORT RAILS

piece anti-slip support rails with 600 mm or 1200 mm length and 2 grid bolts for all perforated grid plates with a hole diameter of 22 mm suitable for non-slip processing of objects without additional clamping

Length	600 mm
Weight	approx. 2 kg

ART.: 200.612.22

Length	1200 mm
Weight	approx. 3 kg

ART.: 200.610.22



### CROSS PULL-OUT RAIL WITH CAR-PETS

1x cross extension rail with carpet for fixing on the worktop with a worktop thickness of 30 mm for widening the worktop

Length	1,300 mm
Extension can be extended	bis 1,800 mm
Weight	approx. 5 kg

ART.: 200.606.00

**Note:** Also on worktops beech multiplex (30 mm) can be used without a hole pattern



### BRUSH PLATE ELEMENTS

Ideal support so that workpieces / panels rest gently and scratch-free during processing, for screwing onto a wooden panel

Format of the single panel	499 x 99 mm
Bristle height	15 mm
Bristles	Ø 0,4 mm
Load per m²	approx. 20 kg
Packaging unit	1 m²
Weight	approx. 8 kg

ART.: 200.500.00

**Note:** Also on worktops beech multiplex (30 mm) can be used without a hole pattern

# EQUIPMENT

## METAL-PERFORATED GRID PLATES Ø 28 mm | 4 mm thick



# EQUIPMENT



### QUICK-RELEASE BOLTS, SHORT ADJUSTABLE

Ideal connection element with screw lock for the metal perforated grid plate accessories with Ø 28 mm. The tension can be set individually with the adjustable collar. This means that laser stencils or tools manufactured by the customer can also be clamped in the hole pattern. Surface: nitrided

Length	115 mm
Tension	25 – 50 mm

ART.: 200.800.28



### QUICK-RELEASE BOLTS, LONG ADJUSTABLE

Ideal connection element with screw lock for the metal perforated grid plate accessories with Ø 28 mm. The tension can be set individually with the adjustable collar. This means that laser stencils or tools manufactured by the customer can also be clamped in the hole pattern. Surface: nitrided

Length	140 mm
Tension	50 – 75 mm

ART.: 200.801.28



### ANGLE GEAR TENSIONER WITH 2 LOCKING PINS

Provides a secure hold in the metal perforated grid plate (grid: 100 mm, thickness: 4 mm) and enables evenly strong tension

Useful stroke	130 mm
Pressure plate	100 x 78 mm
Clamping force	up to 500 kg
Total length	260 mm
Weight	approx. 4 kg

ART.: 200.803.28



### SINGLE ABSTRACT WITH 1 LOCKING BOLT AND FUSE PLUG

As an addition to the bevel gear clamps for clamping and fixing workpieces with locking bolts and safety plugs on metal-perforated grid plate (thickness: 4 mm)

Weight	approx. 1 kg
--------	--------------

ART.: 200.804.28



### VERTICAL CLAMP RAIL 22 x 8.5 mm, FIXED PROJECTION

For vertical workpiece clamping on metal perforated grid plate (thickness: 4 mm)

Projection	100 mm
Clamping height	up to 200 mm
Swiveling	360°
Weight	approx. 1 kg

ART.: 200.805.28



### VERTICAL CLAMP RAIL 22 x 8.5 mm, VARIABLE PROJECTION

For precise, individual clamping at vertical workpiece clamping on metal Hole grid plates (thickness: 4 mm)

Projection, infinitely adjustable	30 – 150 mm
Clamping height	up to 200 mm
Swiveling	360°
Weight	approx. 1 kg

ART.: 200.806.28



**HORIZONTAL PUSH ROD TENSIONER**

With 1 locking bolt and safety plug for powerful and gentle clamping on metal Hole grid plates (thickness: 4 mm)

Wingspan	35 mm
Automatic adjustment	13 mm
Clamping force	250 kg
Weight	approx. 1 kg

ART.: 200.807.28

**VERTICAL QUICK RELEASE**

With 1 locking bolt and safety plug for powerful and gentle clamping on metal Hole grid plates (thickness: 4 mm)

Wingspan	60 mm
Automatic adjustment	35 mm
Clamping force	250 kg
Weight	approx. 1 kg

ART.: 200.809.28

**UNIVERSAL STOP 150L**

Can be fixed flexibly through the elongated hole with quick-release bolts.

Length	150 mm
Width	50 mm
Material thickness	25 mm
Adjustment range	0 – 100 mm

ART.: 200.816.28

**UNIVERSAL STOP 225L**

Can be flexibly locked using a combination of elongated hole and system bore with quick-release bolts. Surface: nitrided

Length	225 mm
Width	50 mm
Material thickness	25 mm
Adjustment range	0 – 100 mm

ART.: 200.817.28

**UNIVERSAL STOP 250L**

Can be fixed flexibly through the elongated hole with quick-release bolts. Surface: nitrided

Length	250 mm
Width	50 mm
Material thickness	25 mm
Adjustment range	0 – 200 mm

ART.: 200.815.28

**STOP AND CLAMPING ANGLE 75L**

Can be fixed flexibly through the elongated hole with quick-release bolts. Surface: nitrided

Length	75 mm
Width	50 mm
Height	75 mm
Material thickness	25 mm

ART.: 200.818.28

**STOP AND CLAMPING ANGLE 175WL**

Can be flexibly locked in any direction through the elongated hole with quick-release bolts. Surface: nitrided

Length	175 mm
Width	50 mm
Height	175 mm
Material thickness	25 mm

ART.: 200.819.28

**STOP AND CLAMPING ANGLE 175VL**

Lockable through system bores with quick release bolts. Surface: nitrided

Length	175 mm
Width	50 mm
Height	175 mm
Material thickness	25 mm

ART.: 200.820.28

**STOP AND CLAMPING ANGLE 200L**

Can be flexibly locked using a combination of elongated hole and system bores with quick-release bolts. The additional head plate opens up further possible combinations, e.g. B. additional angles, clamps, etc. Surface: nitrided

Length	175 mm
Width	50 mm
Height	200 mm
Material thickness	25 mm

ART.: 200.821.28

## EQUIPMENT

## METAL-PERFORATED GRID PANELS Ø 28 mm | 4 mm thick



## EQUIPMENT

**STOP AND CLAMPING ANGLE 175SL**

Can be flexibly locked using a combination of elongated hole and system bore with quick-release bolts. Surface: nitrided

Length	175 mm
Width	50 mm
Height	75 mm
Material thickness	25 mm

ART.: 200.822.28

**STOP AND CLAMPING ANGLE 175L**

The combination of elongated hole and 3 system bores can be flexibly locked with quick-release bolts. Surface: nitrided

Length	175 mm
Width	50 mm
Height	175 mm
Material thickness	25 mm

ART.: 200.823.28

**ECCENTRIC STOP Ø 100 MM**

The eccentric stop enables the space-saving fixation of elements by simple, stepless rotation. Fastening with quick release bolts. Can also be used as a support. Surface: nitrided

Material thickness	25 mm
Diameter	Ø 100 mm

ART.: 200.824.28

**HAND HYDRAULICS PRESS UNIT**

With 2 locking bolts

Press stroke	60 mm
Press force	2,000 kg
Pressure plate	140 x 80 mm
Total length	310 mm
Weight	approx. 12 kg

ART.: 200.825.28

## METAL-PERFORATED GRID PANELS Ø 22 mm | 3 mm thick



### ANGLE GEAR TENSIONER WITH 2 LOCKING PINS

Provides a secure stand in the sheet metal perforated grid plate (grid: 50 mm, thickness: 3 mm) and enables evenly strong tension

Useful stroke	130 mm
Pressure plate	100 x 78 mm
Clamping force	up to 500 kg
Total length	260 mm
Weight	approx. 4 kg

ART.: 200.704.22



### SINGLE ABSTRACT WITH 1 LOCKING BOLT AND FUSE PLUG

As an addition to the bevel gear clamps for clamping and fixing workpieces with locking bolts and safety plugs on sheet metal-perforated grid plate (thickness: 3 mm)

Weight	approx. 1 kg
--------	--------------

ART.: 200.701.22



### VERTICAL CLAMP RAIL 22 x 8.5 mm, FIXED PROJECTION

For vertical workpiece clamping on sheet metal Hole grid plate (thickness: 3 mm)

Projection	100 mm
Clamping height	up to 200 mm
Swiveling	360°
Weight	approx. 1 kg

ART.: 200.703.22



### VERTICAL CLAMP RAIL 22 x 8.5 mm, VARIABLE PROJECTION

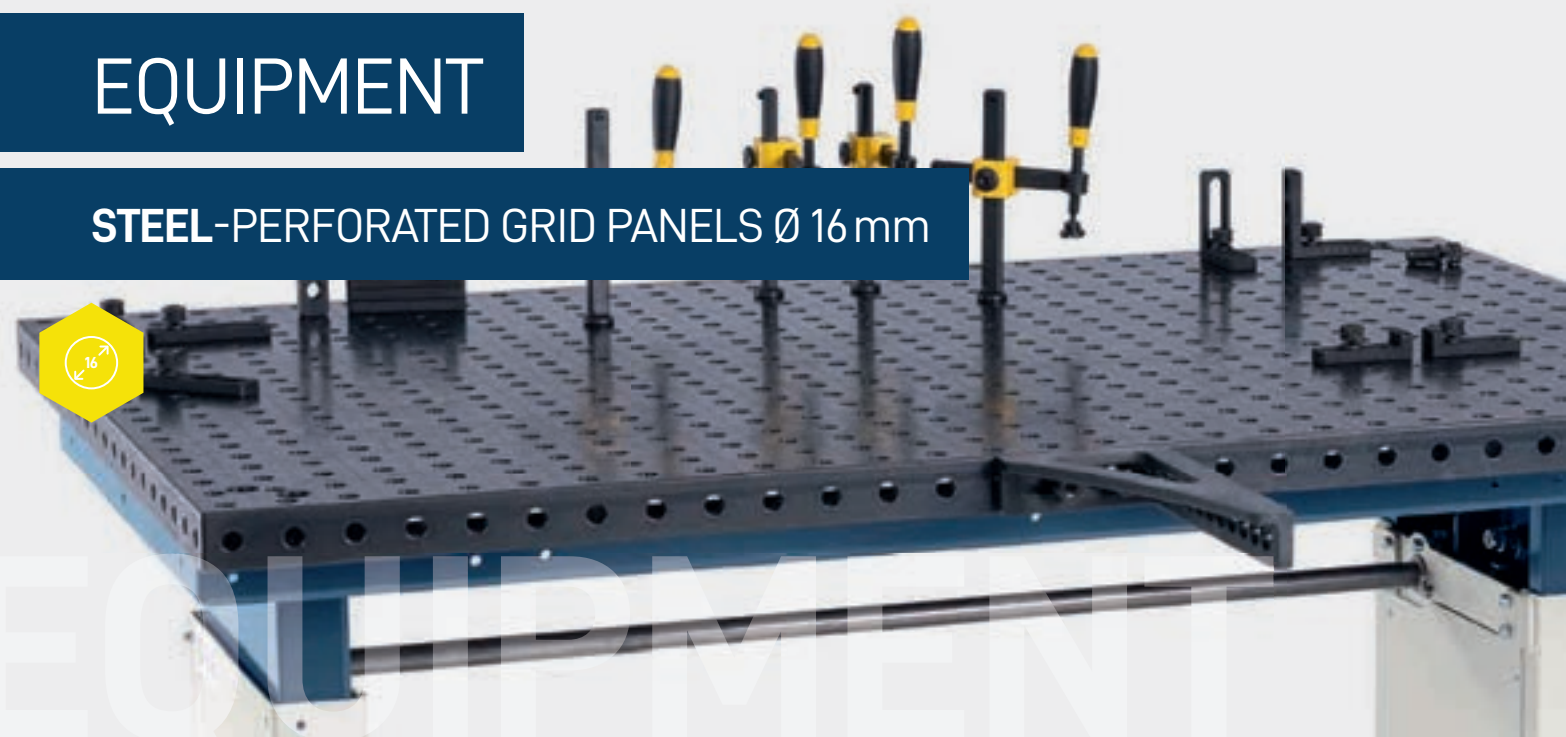
For precise, individual clamping when clamping the workpiece vertically on perforated sheet metal plates (thickness: 3 mm)

Projection, infinitely adjustable	30 – 150 mm
Clamping height	up to 200 mm
Swiveling	360°
Weight	approx. 1 kg

ART.: 200.705.22

# EQUIPMENT

## STEEL-PERFORATED GRID PANELS Ø 16 mm



### QUICK-RELEASE BOLTS, SHORT WITH ROTATING LOCK

Ideal connection element with twist lock for the steel perforated grid plate accessories with Ø 16 mm. The particularly large balls protect the chamfer of the bores and reduce internal friction. Surface: nitrided

Length	53 mm
Hole grid	Ø 16 mm

ART.: 200.850.16



### QUICK-RELEASE BOLTS, SHORT ADJUSTABLE

Ideal connection element with screw lock for the steel perforated grid plate accessories with Ø 16 mm. The tension can be set individually with the adjustable collar. This means that laser stencils or tools manufactured by the customer can also be clamped in the hole pattern. Surface: nitrided

Length	78 mm
Tension	12 – 24 mm

ART.: 200.851.16



### QUICK-RELEASE BOLTS, LONG ADJUSTABLE

Ideal connection element with screw lock for the steel perforated grid plate accessories with Ø 16 mm. The tension can be set individually with the adjustable collar. This means that laser stencils or tools manufactured by the customer can also be clamped in the hole pattern. Surface: nitrided

Length	90 mm
Tension	24 – 36 mm

ART.: 200.852.16



### UNIVERSAL STOP 115L

Through a combination of elongated hole and system hole flexibly lockable with quick release bolts. Surface: nitrided

Length	115 mm
Width	30 mm
Material thickness	12 mm
Adjustment range	50 mm

ART.: 200.853.16



### STOP AND CLAMPING ANGLE 90L

By combining an elongated hole and 3 system holes flexibly lockable with quick release bolts. Surface: nitrided

Length	90 mm
Width	30 mm
Height	90 mm
Material thickness	12 mm

ART.: 200.854.16




### STOP AND CLAMPING ANGLE 90X

By combining an elongated hole and 1 system hole flexibly lockable with quick release bolts. Surface: nitrided

Length	90 mm
Width	30 mm
Height	25 mm
Material thickness	12 mm

ART.: 200.855.16



**STOP AND CLAMPING ANGLE 300G**

By combining elongated holes and system holes flexibly lockable with quick release bolts. Can be used in many ways, e.g. B. as a table extension. Surface: nitrided

Length	150 mm
Width	49 mm
Height	300 mm
Material thickness	12 mm

ART.: 200.856.16

**VERICAL CLAMP RAIL, 20 x 13 mm, VARIABLE PROJECTION**

For precise, individual clamping at vertical work-piece clamping. Surface: burnished

Projection, infinitely adjustable	35 – 125 mm
Clamping height	up to 200 mm
Swiveling	360°


ART.: 200.857.16

**ECCENTRIC STOP Ø 75 MM**

The eccentric stop enables the space-saving fixation of elements by simple, stepless rotation. Fastening with quick release bolts. Can also be used as a support. Surface: nitrided

Material thickness	12 mm
Diameter	ø 75 mm

ART.: 200.858.16

**ACCESSORIES BASIC SET 1****Contains:**

12x quick release bolts (ART.: 200.850.16)  
 4x stop and clamping angle 90X (ART.: 200.855.16)  
 2x stop and clamping angle 90L (ART.: 200.854.16)  
 8x universal stops 115L (ART.: 200.853.16)  
 4x vertical screw clamps (ART.: 200.857.16)  
 1x eccentric stop (ART.: 200.858.16)  
 Surface: nitrided

Weight	15 kg
--------	-------

ART.: 200.870.16

# EQUIPMENT

## STEEL-PERFORATED GRID PANELS Ø 28 mm



# EQUIPMENT




### QUICK-RELEASE BOLTS, SHORT WITH ROTATING LOCK

Ideal connecting element for clamping 2 components with a twist lock for the steel Perforated board accessories with Ø 28 mm. The particularly large balls protect the bevel of the Holes and reduce internal friction. Surface: nitrided

Length	95 mm
Hole grid	Ø 28 mm

ART.: 200.880.28



### QUICK-RELEASE BOLTS, LONG WITH ROTATING LOCK

Ideal connecting element for clamping 3 components with twist lock for the steel Perforated board accessories with Ø 28 mm. The particularly large balls protect the bevel of the Holes and reduce internal friction. Surface: nitrided

Length	120 mm
Hole grid	Ø 28 mm

ART.: 200.881.28



### QUICK-RELEASE BOLTS, SHORT ADJUSTABLE

Ideal connection element with twist lock for the steel perforated grid plate accessories with Ø 28 mm. The tension can be set individually with the adjustable collar. This means that laser stencils or tools manufactured by the customer can also be clamped in the hole pattern. Surface: nitrided

Length	115 mm
Tension	25 – 50 mm

ART.: 200.800.28



### QUICK-RELEASE BOLTS, LONG ADJUSTABLE

Ideal connection element with twist lock for the steel perforated grid plate accessories with Ø 28 mm. The tension can be set individually with the adjustable collar. This means that laser stencils or tools manufactured by the customer can also be clamped in the hole pattern. Surface: nitrided

Length	140 mm
Tension	50 – 75 mm

ART.: 200.801.28



### UNIVERSAL STOP 150L

Can be fixed flexibly through the elongated hole with quick-release bolts. Surface: nitrided

Length	150 mm
Width	50 mm
Material thickness	25 mm
Adjustment range	0 – 100 mm

ART.: 200.816.28



### UNIVERSAL STOP 225L

The combination of elongated hole and 3 system bores can be flexibly locked with quick-release bolts. Surface: nitrided

Length	225 mm
Width	50 mm
Material thickness	25 mm
Adjustment range	0 – 100 mm

ART.: 200.817.28

**STOP AND CLAMPING ANGLE 175L**

By combining elongated holes and system holes flexibly lockable with quick release bolts. Surface: nitrided

Length	175 mm
Width	50 mm
Height	175 mm
Material thickness	25 mm

ART.: 200.823.28

**STOP AND CLAMPING BRACKET 300G**

By combination of slotted hole and system holes Can be flexibly fixed with quick clamping bolts. Can be used in many ways, e.g. as table extension. Surface: nitrided

Length	200 mm
Width	75 mm
Height	300 mm
Material thickness	27 mm

ART.: 200.834.28

**SCREW CLAMP PIVOTS 360°, RAIL 30 x 14 mm**

For precise, individual clamping when clamping workpieces. The prism of the screw clamp is exchangeable

Height	310 mm
Clamping height	up to 300 mm
Radial and vertical pivotable	360°

ART.: 200.829.28

**VERTICAL CLAMP RAIL, 30 x 14 mm, VARIABLE PROJECTION**

For precise, individual clamping with vertical workpiece clamping. The prism of the screw clamp is exchangeable

Projection, infinitely adjustable	50 – 165 mm
Clamping height	up to 300 mm
Swiveling	360°

ART.: 200.830.28

**PRISM INTERCHANGEABLE**

With screwed-in collar

Diameter	ø 50 mm
Notch angle above	135°
Weight	approx. 1 kg

ART.: 200.831.28

# SPECIAL CONSTRUCTION DESIGN

## RECOGNISING A PROBLEM

**FOR SPECIAL SOLUTION YOU CAN RELAY ON US.**

For us at Reinhold Beck Maschinenbau GmbH, special construction also means special solution. Because we work solution-oriented and practical in order to exceed your requirements. Our team consists of experienced engineers, competent sales consultants and trained craftsmen. As a manufacturer of lifting and work tables with our own production in southern Germany, we know exactly what is important. Often the standard is not enough for first-class work.

**” The right solution only takes one problem and one step – the step to Beck Maschinenbau.**

The solution can be so easy and for us consists of only three processes: consultation, construction, product realization.

We will advise you in the best possible way for the optimal problem solution. In order to better evaluate the special circumstances, we can also come to you if necessary.

Our design department then converts your ideas or the knowledge gained during the visit into individual product solutions in a timely manner.

The planning of the product realization with the procurement of the necessary components and the creation of a first prototype takes place in close coordination with the customer.



**Beck products  
stand for solutions.**

## SPECIAL CONSTRUCTION

### WHY SPECIAL CONSTRUCTION:

- + More economic efficiency
- + Motivation gain
- + More safety
- + Prevent health risk
- + Optimized work processes

### WHAT IS SPECIAL CONSTRUCTION?

**OFFERING FUTURE-ORIENTED SOLUTIONS.**



**... even higher:**  
When high is not enough.



**... even bigger:**  
When big is not enough.



**... even more:**  
When load-bearing is not enough.



**Magic ...**  
We can't do, but we can almost do it.



# EQUIPMENT

## METAL DRAWER BASE CABINET



**PAYLOAD**  
up to 300 kg



**PLATE SIZE**  
2,500 x 1,470 mm



**OVERALL HEIGHT**  
max. 1,010 mm

The ideal partner for ErgoPlan and Supporter. The base cabinet offers individual drawer partitioning with positively guided drawers on both sides with smooth-running rollers and drawers with perforated bottoms and slotted walls. Centrally there is a central lock with 2 keys.


External dimensions of the body	max. 1,100 x 330 x 675 mm
Drawer load capacity	max. 100 kg
100 % full extension and single extension lock colour	
Color	Light gray RAL 7035
powder coated	or blue 5023
Weight	individual

ART.: 210.640.SP

## SPECIAL CONSTRUCTION

### INDIVIDUALLY

You can divide our metal drawer base cabinet flexibly and individually within the external dimensions of the body.



# HS 300 LARGE

## ERGOMATLIFT | BH



**PAYLOAD**  
up to 300 kg



**PLATE SIZE**  
2,000 x 1,000 x 30 mm



**OVERALL HEIGHT**  
max. 1,010 mm

Not only a stepless height adjustment, but also tilting from 0 – 90 ° takes place at the push of a button. This allows side cabinets, body parts, long worktops and many other elements to be easily brought into the desired position or set up after assembly work.

Useful stroke	610 mm
Height of the lifting table	400 mm
Payload vertical	300 kg
Payload Kippposition bis 90°	100 kg
Weight	approx. 450 kg
4 swivel castors (wheel ø 125 mm), 2 of them with brakes	

ART.: 191.104.SP



3



FOOT



BATTERY



ELECTRIC

STEPLESS  
AND UNDER LOAD  
HEIGHT ADJUSTABLE  
WITH THE HELP OF  
BATTERY HYDRAULICS



# SPECIAL CONSTRUCTION



Scan the QR code and  
watch the user video:  
[https://www.youtube.com/  
watch?v=5r0BBuoxP5M](https://www.youtube.com/watch?v=5r0BBuoxP5M)

## HORIZONTAL / VERTICAL ADJUSTMENT

The pull-out on both sides enables the worktop to be expanded to the maximum for absolutely flexible working.

Side cabinets, carcass parts or long worktops can be easily set up in the desired position thanks to the stop on one side.



## HIGHLIGHT THAT MAKES THE HS 300 LARGE ERGOMATLIFT SPECIAL:

1



Via the narrow side, horizontal parts can be tilted up to 90° and thus set up.

2



Der Anschlag an der Tischplatte ermöglicht einwandfreies Aufstellen ohne Gefahr.

3



Operation can be removed from the station and is magnetically deposited.

4



The reinforced scissor construction provides full stability at all times.

EQUIPMENT // FROM P.111

# HS 300

## METAL SHEET | BH



**PAYLOAD**  
up to 120 kg



**PLATFORM SIZE**  
1,000 x 600 mm



**OVERALL HEIGHT**  
max. 1,200 mm

The mobile scissor lift table has a maintenance-free battery block with charge status display as an exchangeable battery with charger as well as a lift table plate with rotating plate and adjustable runners for holding tools.

Height of the lifting table	600 mm
-----------------------------	--------

Useful stroke	600 mm
---------------	--------

Platform with adjustable runners for holding tools	
--	--

Lifting table platform with rotating plate can be rotated 360 ° with 4x stop at 90 °, unlocking takes place via the Bowden cable system with eccentric lever	
--	--

4 swivel castors (wheel ø 125 mm), 1 of which has a swivel lock	
---	--

Wheel brake with total stop on all 4 wheels	
---	--





# SPECIAL CONSTRUCTION

## SKIDS

Platform with adjustable runners for holding tools.



STEPLESS  
AND UNDER LOAD  
HEIGHT ADJUSTABLE  
WITH THE HELP OF  
BATTERY LINEAR DRIVE



## HIGHLIGHT

THAT DOES THIS HS 300 SPECIAL:

1



The handlebar can be continuously adjusted to the required height and incline.

2



Push handle with hand button for control up / down via linear motor with battery operation.

3



The 360 ° rotating plate is unlocked using a Bowden cable system with an eccentric lever.

4



The wheel brake takes place via a central brake rod on the frame on the narrow side.

## MODELING LIFT TABLE | FH



**PAYLOAD**  
up to 300 kg  
Supports: 40 kg each



**PLATFORM SIZE**  
970 x 590 mm



**OVERALL HEIGHT**  
max. 1,148 mm

The modeling lift table in special construction was specially developed for a customer who places components in the keyhole bores on the mounting plate and has them positioned on the workpiece for final assembly with the lift table using a push bracket.

Height of the lifting table	538 mm
Useful stroke	610 mm
Pull-out shelf on the right and left	600 x 600 mm
Fixed worktop	582 x 700 mm
90 ° adjustable modeling board	700 x 700 mm
Weight	approx. 90 kg



### TOOL TRAYS

The practical tool trays can be pulled out to the right and left for flexible work on the mounting plate.



# SPECIAL CONSTRUCTION


## 90 ° ADJUSTABLE MOUNTING PLATE

The mounting plate has keyhole holes and can be adjusted from a flat position by 90 ° to an upright position.

## HIGHLIGHT


THAT MAKES THIS HS 300 AS  
MODELING LIFT TABLE SPECIAL:

1



Inclination of the mounting plate up to 90 ° can be flexibly selected in the grid.

2



Pull-outs on the left and right as practical tool trays.

3



Mounting plate with keyhole drillings for precise positioning of workpieces.

1

3

2

STEPLESS  
AND UNDER LOAD  
HEIGHT ADJUSTABLE  
WITH THE HELP OF  
FOOT HYDRAULICS



MOBILE

# HS 300 LARGE

SPECIAL CONSTRUCTION // HS 300 LARGE ALL-SIDE ROLLER PLATE

## ALL-SIDE ROLLER PLATE | FH



**PAYLOAD**  
up to 300 kg



**PLATFORM SIZE**  
1,900 x 740 mm



**OVERALL HEIGHT**  
max. 1,010 mm

The HS 300 large with double horizontal scissors served as the basis for the special construction of this Beck product. Foot control levers have been attached on both sides for individual operation.

Useful stroke	610 mm
Height of the lifting table	400 mm
Plate size with stop rail on the long side	2,000 x 1,600 mm
Height-adjustable stop rail, lockable with handle screws	15 mm
8 rows of omnidirectional rolls	5 mm overhang
Division of the omnidirectional roles in width	125-135-135-135-135-270-270-125 mm
in the longitudinal direction	300 mm
Pull-out system on one narrow side	1,000 mm
Extension can be fixed in a hole pattern of 80 mm	
Color	RAL 7016 powder coated
4 swivel castors (wheel ø 125 mm), 2 of which have brakes	

ART.: 191.140.SP

### STOP RAIL

The stop rail on the platform is height-adjustable and can be fixed with handle screws.

2





# SPECIAL CONSTRUCTION

## HIGHLIGHT

THAT MAKES THE HS 300 LARGE SPECIAL:

1



The foot hydraulics can be operated on both sides of the lifting table.

2



Pull-out system for long workpieces can be pulled out up to 1,000 mm on the narrow side.

3



Pull-out system is infinitely extendable and can be fixed in a hole pattern of 80 mm.

4



Products can be moved quickly and easily thanks to all-side rollers.

4

3

STEPLESS  
AND UNDER LOAD  
HEIGHT ADJUSTABLE  
WITH THE HELP OF  
FOOT HYDRAULICS

1

# SUPPORTER

## AM 400 ESA



**PAYLOAD**  
up to 400 kg



**PLATFORM SIZE**  
960 x 740 mm



**OVERALL HEIGHT**  
max. 970 mm

Ergonomic work is also possible with limited space with the special construction of the supporter. With a total height of a maximum of 970 mm, an ideal standing and sitting workstation was created for assembly work.

Useful stroke	300 mm
Construction height of the supporter	670 mm
E-drive (schuko plug)	230 V / 50 Hz
2 electrically driven, synchronous actuator drives with control board and push button for up / down	
Lifting speed	approx. 6 mm/s
Color, powder coated	Rack: RAL 7035 light gray Frame: RAL 5000 violet blue
Weight*	approx. 130 kg

\* For accessories, please pay attention to the weight of the support plate and the permissible load of the supporter

Place below the worktop

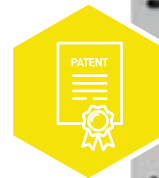
### INCLUDING BEECH MULTIPLEX WORKTOP

screwed onto the base frame, the plate is coated with linseed oil

Platform 1000 x 800 mm

4 swivel castors (wheel ø 125 mm), 2 of which have brakes

ART.: 212.200.SP



# SPECIAL CONSTRUCTION



STEPLESS  
AND UNDER LOAD  
HEIGHT ADJUSTABLE  
WITH THE HELP OF  
ELECTRIC  
LIFTING SPINDLE UNIT



# SUPPORTER

## AM 500



**PAYLOAD**  
up to 500 kg



**PLATE SIZE**  
1,600 x 790 x 30 mm



**OVERALL HEIGHT**  
max. 1,270 mm

The supporter AM 500 in special construction was equipped with special functions and equipment for individual and ideal use in the company. Open spaces have been optimized and extended with useful shelves with drawers.

Useful stroke	300 mm
Construction height of the supporter	970 mm (instead of 670 mm)

Side stop rails on all 4 sides, each stop rail can be individually adjusted and fixed in height by 30 mm

### INCLUDING BASE CABINET

equipped with 2 blocks, all drawers with 100 % full extension with individual pull-out lock and central locking

External dimensions (W x D x H) 1,090 x 675 x 330 mm

Drawer block 1:

Usable dimensions (W x D x H) 1x 410 x 600 x 255 mm

Drawer block 2:

Usable dimensions (W x D x H) 3x 410 x 600 x 75 mm

Load capacity per drawer 100 kg

Color cabinet, powder coated Housing: RAL 7035 light gray  
Fronts: RAL 7016 anthracite

Space on the base cabinet for tool storage

### INCLUDING BEECH MULTIPLEX WORKTOP

with attached stainless steel plate with 2 mm thickness and all-round fold of 20 mm on all 4 sides

4 swivel castors (wheel ø 125 mm), 2 of which have brakes

ART.: 212.300.SP

3


2

STEPLESS  
AND UNDER LOAD  
HEIGHT ADJUSTABLE  
WITH THE HELP OF  
FOOT HYDRAULICS





# SPECIAL CONSTRUCTION



## HIGHLIGHT THAT MAKES THE SUPPORTER SPECIAL:

1



The stop rails on all sides offer more safety when working with rolling workpieces.

2



The particularly high overall height enables a wide variety of work processes.

3

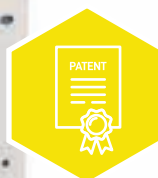


A shortened push handle on the supporter ensures optimal mobility.

4



Drawers with 100% full extension, individual pull-out lock and central locking.



4



# HS 300 MIDI

## SWIVEL FRAME | FH



**PAYLOAD**  
up to 300 kg



**PLATE SIZE**  
1,200 – 2,400 mm



**OVERALL HEIGHT**  
max. 1,010 mm

## SPECIAL CONSTRUCTION

The HS 300 midi with swivel max is adjustable in width from 1,200 – 2,400 mm. The pivoting movement is supported by an oil brake cylinder. The lower support strut with support rollers can be folded down and a clamping bracket prevents it from tipping over. The vertical / horizontal position is locked using a foot pedal.

### SPREADABLE

The swivel frame can be widened on both sides. This achieves a width of 1,200 – 2,400 mm.

Useful stroke	610 mm
Height of the lifting table	400 mm
Weight	approx. 200 kg
4 swivel castors (wheel ø 125 mm), 2 of them with brakes	

ART.: 190.221.SP

STEPLESS  
AND UNDER  
HEIGHT-ADJUSTABLE  
LOAD WITH THE HELP  
OF FOOT HYDRAULICS



# HS 300 LARGE

SWIVEL FRAME | BH

SPECIAL CONSTRUCTION // HS 300 LARGE SWIVEL FRAME

**SPECIAL  
CONSTRUCTION**



**PAYLOAD**  
up to 300 kg



**PLATE SIZE**  
2,500 x 1,470 mm



**OVERALL HEIGHT**  
max. 1,010 mm

The HS 300 large with swivel max and 2-position locking for panel transport from vertical to horizontal is tilted manually. Plates up to 120 kg are supported. The swivel max has a large structure on the HS 300 and is easy to assemble and dismantle. Stable support rollers on the lower support and several omnidirectional rollers ensure easy running. Panels are effortlessly removed from the shelf by one person and fed to the processing machine

Useful stroke	610 mm
Height of the lifting table	400 mm
Weight	approx. 275 kg
4 swivel castors (wheel ø 125 mm), 2 of which have brakes	

ART.: 190.130.00.SP

STEPLESS  
AND UNDER LOAD  
HEIGHT ADJUSTABLE  
WITH THE HELP OF  
BATTERY HYDRAULICS



# PRODUCT DIVERSITY

## HANDLING MADE EASY

### USEFUL HELPERS IN THE WORK FLOW.

Efforts to make production more effective and well thought-out are in vain if the right helpers are missing. You will therefore not only find Beck products in production and manufacturing, but also in the warehouse, in maintenance and in shipping.

The great variety of products enables us to develop practical solutions in these areas in various industries that protect the individual employee, increase productivity and facilitate work

processes. However, it is not only safety aspects and productivity that reflect the success of the right handling equipment; profitability is also a measurable advantage.

**Practical helpers with a wide range of uses, sophisticated technology and great success.**

Many factors have a fundamental influence on the workflow and can only promise success with good ideas.

## More profitability through better organization.

### PRODUCT GROUPS

#### PRODUCT DIVERSITY

- + Supporter
- + ErgoPlan
- + TL lifting table
- + Swivel max
- + Silver-Line
- + Ergomatlift
- + Lifting table
- + Work table
- + Alu-Line
- + Teamer
- + Roller stand
- + Paint trolley
- + ... and much more

#### LIFTING TABLES

// FROM P.010



#### WORK TABLES

// FROM P.080



#### LIFTING EQUIPMENT

// P.144




#### HANDLING DEVICES

// FROM P.150



#### GLUING PRESS



#### UNDER-TABLE

CUTTER SAWS





# WORKPLACE MATS

„I AM ON IT!“



**WEIGHT**  
approx. 2.5 kg



**SIZE**  
950 x 650 x 13 mm



**COLOR**  
RAL 7016 anthracite

Ergonomic workplace mats made of PUR integral foam with a round knobbed surface for an ergonomic stand. The perfect equipment / addition for standing workstations.

Scientifically proven ergonomic effectiveness: Reduction of stress on the body and joints by 60% (according to the Ergonomie Institut München)

Preventive against cramps and circulatory problems


Reduces symptoms of fatigue in feet, legs and back through dynamic stimulation of the muscles

Preventive against degenerative changes in joints on feet, knees, spine and hips

Reduced risk of tripping due to the inclined face

These advantages can help reduce the rate of employee absenteeism and thus preserve the most important resource in the company – the health of your employees.

ART.: 4690.00



## SL 1000B | EH



**PAYLOAD**  
up to 1,000 kg



**PLATE SIZE**  
1,300 x 800 mm



**OVERALL HEIGHT**  
max. 1,010 mm

The lifting tables were specially designed for areas in which heavy workpieces of different sizes are moved and processed. Top price through mass production of the lifting tables – **made in EU**.

Useful stroke	810 mm
Height of the lifting table	200 mm
Lifting time with load	16 s
Electrical connection	400 V / 50 Hz / 0.75 kW
Weight	approx. 160 kg


ART.: SL 1000 B



STEPLESS  
AND UNDER LOAD  
HEIGHT ADJUSTABLE  
WITH THE HELP OF  
ELECTROHYDRAULICS



FOOT



BATTERY



ELECTRIC



STATIONARY



## VERSATILE AND INDIVIDUALLY APPLICABLE – THE LIFTING TABLE AS WORK EQUIPMENT

The lifting table is the ideal, ergonomic aid in the joinery, in industrial production, in the car workshop and also in the hobby room. A height-adjustable work table is a constant companion in daily work and offers not only easy handling but also health protection for the worker, in every form and in the industry.



### SILVER-LINE SL 2000

With a minimal weight, the Silver-Line carries loads of up to 2,000 kg and is therefore ready for any application, whether in the wood or metal industry. Top price thanks to large-scale production of the lifting tables – **made in EU.**

Useful stroke	810 mm
Height of the lifting table	200 mm
Total height	max. 1,010 mm
Platform	1,300 x 800 mm
Lifting time with load	21 s
Electrical connection	400 V / 50 Hz, 0.75 kw



**approx. 240 kg**



**Payload: 2,000 kg**

ART.: SL 2000



### OPTIONAL: ADJUSTABLE BASE FRAME

Optionally, you can order the adjustable base frame for our Silver-Line lifting tables at the same time. This means that the lifting table can be picked up by a forklift truck and moved to different locations.

Height of the lifting table	200 mm + 100 mm
-----------------------------	-----------------

ART.: 4020035

## APPLICATION POSSIBILITIES:

- + Two-wheeler and car workshops
- + Wood, plastic and metal workshops
- + Tool and mechanical engineering
- + Industrial final assembly
- + Repair shops

# TL LIFTING TABLES

## EXTRA-STRONG WORKTABLES

### THE EXTREME AMONG THE LIFTING TABLES.

Lots of stroke, extra long or very high – TL lifting tables were specially designed for areas in which heavy workpieces of different sizes are moved and processed.

**” Despite a high load or high stroke, the lifting and lowering movement is gently and precisely defined.**

Thanks to the ingenious and innovative scissor design, the lifting table is able to lift up to 6,000 kg, even with an extraordinary lift, without losing stability and functionality.

With a raised and adjustable base frame, the lifting table can easily be picked up by a forklift and thus moved to different locations. All variants of the TL series can be placed

at ground level or can also be embedded in the floor. In this case, the work platform is absolutely flush with the floor in the lowered position.

The lifting tables have absolutely low-noise hydraulics with motors of 4 kW power and pressure-compensated and adjustable brake valves for gentle lowering movements. Quick and safe adjustment to the correct working height makes work easier, makes handling more ergonomic and thus saves time and money.

The TL lifting tables are the most extreme among the lifting tables at Reinhold Beck Maschinenbau.



**Over 180 variants  
on TL lifting tables.**

## APPLICATION POSSIBILITIES:


- + Heavy production parts from one ton up to a maximum of 10 tons
- + Back-friendly stacking and unstacking of heavily loaded pallets thanks to extreme lifting height
- + Lift and lower extremely long workpieces evenly and gently





## MORE THAN A LIFTING TABLE – POWER, FUNCTIONALITY, SAFETY

TL lifting tables are surface-treated and coated with a two-component polyurethane paint. This gives them a long service life and allows easy cleaning. All versions are also available in a hot-dip galvanized version or made of stainless steel. This means that any version of the TL lifting table can also be used in the food industry.



TL lift tables with a simple scissor mechanism have a large usable area and a high load capacity.



Horizontal double scissor lift tables are used for very long work processes or production parts.




Vertical double or triple scissor lift tables from the TL series are ideal for large lifting heights.



### SIMPLE SHEARING

Maximum lifting height up to 3 m and load capacity up to 10,000 kg.



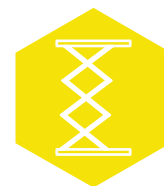
### DOUBLE SCISSORS HORIZONTAL

Working surfaces of 5 x 1.3 m for holding very large or long workpieces.




### DOUBLE SCISSORS VERTIKAL

Thanks to sophisticated design even with maximum 6 tons lifting capacity.



### TRIPPLE SCISSORS VERTIKAL

Up to 4.5 m is the difference between the lower and upper end position.



All prices plus VAT, plus freight costs | Figures may differ. | Taking into account the material surcharge.

[www.beck-maschinenbau.com](http://www.beck-maschinenbau.com)

## MOBILE VERTICAL MINI LIFTER



**LOAD CAPACITY**  
80 – 240 kg



**TOTAL HEIGHT**  
Version A: 1.965 mm  
Version B: 2.215 mm

Loads of up to 240 kg (depending on the version) can be lifted with the Teamer. The lifting mast is additionally equipped with a high-quality sealing lip. This effectively protects the lifting device from dirt and external influences. The lifting carriage in the lifting mast is used to accommodate various carrier systems (load handling tools). In addition to the standard tools, customer-specific carrier systems can also be attached. The current charge status of the batteries is shown by an LED display and informs the operator when the batteries need to be recharged. For safe operation, the drive unit has an integrated soft start and overload protection. The compact design and short wheelbase make the mini lifter very easy to manoeuvre.

Sturdy construction made of high-quality steel and special aluminium profiles

Load-bearing lifting column with integrated lifting mechanism

Electric motor with independent power supply through powerful and maintenance-free rechargeable batteries (2 x 12 V) incl. fully automatic charger and 230 V standard connector

Powder coating acc. to RAL

Lifting carriage for connecting the load handling tools

2 swivel castors with brake and 2 fixed castors

### RUBBER LIP

A sturdy rubber lip seals the mechanism around the lift carriage. The ingress of dirt is prevented and the function is ensured.

### HAND SWITCH

The hand switch, which is connected to the control unit via a spiral cable, is removable and ensures upward and downward movement under load with millimetre precision and gentleness.

### PUSH HANDLE

The teamer can be flexibly moved to the desired position and fixed there with the brakes.



FOOT



BATTERY



ELECTRIC



MOBILE

TYPE	ART.:	LOAD CAPACITY	WEIGHT	EFFECTIVE STROKE	CONSTRUCTION HEIGHT	TOTAL HEIGHT
TML 80 A	230.100	80 kg	115 kg	1500 mm	80 mm	1965 mm
TML 80 B	230.100	80 kg	120 kg	1750 mm	80 mm	2215 mm
TML 120 A	230.100	120 kg	115 kg	1500 mm	80 mm	1965 mm
TML 120 B	230.100	120 kg	120 kg	1750 mm	80 mm	2215 mm
TML 150 A	230.100	150 kg	135 kg	1500 mm	80 mm	1965 mm
TML 150 B	230.100	150 kg	140 kg	1750 mm	80 mm	2215 mm
TML 180 A	230.100	180 kg	135 kg	1500 mm	80 mm	1965 mm
TML 180 B	230.100	180 kg	140 kg	1750 mm	80 mm	2215 mm
TML 200 A	230.100	200 kg	135 kg	1500 mm	80 mm	1965 mm
TML 200 B	230.100	200 kg	140 kg	1750 mm	80 mm	2215 mm
TML 240 A	230.100	240 kg	135 kg	1500 mm	80 mm	1965 mm
TML 240 B	230.100	240 kg	140 kg	1750 mm	80 mm	2215 mm

Special sizes upon request



Scan QR code and  
watch user video:  
[https://www.youtube.com/  
watch?v=Htnzhfd1QNA](https://www.youtube.com/watch?v=Htnzhfd1QNA)



#### BATTERY CHANGING SYSTEM

The battery changing system has 2 changing cassettes with lithium batteries and an external charging station. The batteries can be changed without tools.

#### ERGONOMY

With the Teamer, loads can be lifted to the desired level quickly and without strain on the back. Putting goods in or taking them out becomes a pleasant and safe activity with the Teamer. The Teamer is electrically operated. A powerful rechargeable battery makes the use independent of location.

## HIGHLIGHT

THIS IS WHAT MAKES THE TEAMER MINI LIFTER SPECIAL:

1



The flexible load capacity allows individual adjustment to the load to be lifted.

2



Compact design and short wheelbase make the Teamer easy to manoeuvre.

3



The plastic plate can be folded up and releases the lifting fork if required.

4



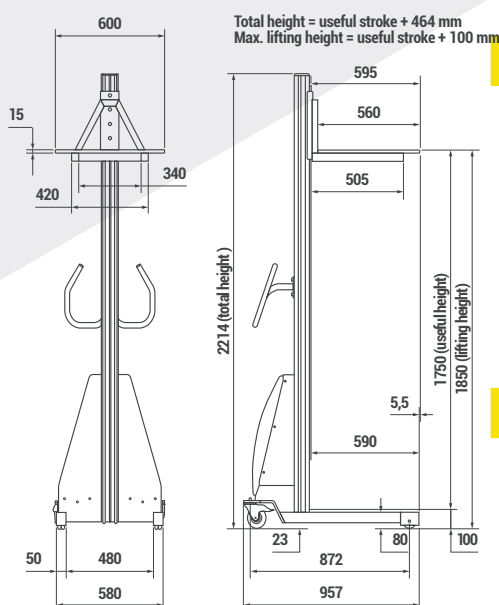
The Teamers' lifting fork can be very individually designed.

1

4

INFINITELY  
VARIABLE AND  
HEIGHT-ADJUSTABLE  
UNDER LOAD WITH  
THE BATTERY-  
OPERATED LIFTING  
COLUMN

2





## EXPAND YOUR TEAMER

You can expand our practical Teamer, the mobile vertical mini lifter, with various options. Whether you choose a battery exchange system to be able to use the Teamer every day or replace the lifting fork with a U-shaped lifting fork carrier. Here you are completely flexible and can decide for your special application purpose.



### BATTERY CHANGING SYSTEM

With 2 interchangeable cassettes and external charging station. The exchangeable cassettes contain 2 lithium batteries and are equipped with a practical carrying handle. They can be changed without tools. Two battery replacement cassettes are included in the scope of delivery

Weight	approx. 15 kg
--------	---------------

ART.: 290.400



### ARBOR Ø 30

Alternative ø 50

Length	550 mm
Weight	approx. 20 kg

ART.: 290.503

in ESD design

ART.: 290.503-10



### FRONT SWIVEL CASTORS

Standard

Load capacity	maximum 120 kg
Construction height	85 mm

ART.: 290.504

Load capacity	maximum 240 kg
Construction height	125 mm

ART.: 290.505

### FRONT SWIVEL CASTORS, Ø 35 MM

Wheel ø 35 mm, ball bearing, tread made of polyurethane elastomer, colour light brown, not ESD-compatible

Load capacity	maximum 240 kg
Construction height	60 mm
Ground clearance	5 mm

ART.: 290.505-1

### FRONT SWIVEL CASTORS, Ø 50 MM

Wheel ø 50 mm, ball bearing, tread made of polyurethane elastomer, colour light brown, not ESD-compatible

Load capacity	maximum 240 kg
Construction height	85 mm

ART.: 290.505-2



### CARRIER SYSTEM FOR METAL STACKING BOXES

to tilt forward

Box dimensions	450 x 300 x 200 mm
Weight	approx. 40 kg

ART.: 290.507



### U-SHAPED LIFTING FORK CARRIAGE

Size (W x T)	420 x 470 mm
Clear width	340 mm
Weight	approx. 15 kg

ART.: 290.500

In ESD design (galvanised!)

ART.: 290.500-10

### U-SHAPED LIFTING FORK CARRIER WITH PLASTIC PLATE

15 mm thick, screwed on

Weight	approx. 27 kg
--------	---------------

ART.: 290.501

In ESD design (galvanised!)

ART.: 290.501-10

### U-SHAPED LIFTING FORK CARRIER WITH PLASTIC PLATE

15 mm thick, plastic plate folds up with fold-out forks

Weight	approx. 32 kg
--------	---------------

ART.: 290.502

In ESD design (galvanised!)

ART.: 290.502-10



### TEAMER ESD VERSION

valid for all TEAMER basic units (plus accessories)

ART.: 290.506





# TRIPODS

## ROLLER STAND



**PAYLOAD**  
up to 500 kg



**SUPPORT WIDTH**  
700 mm



**OVERALL HEIGHT**  
max. 910 mm

Practical support when cutting to length, drilling or milling of long workpieces on processing machines.

Height	640 – 910 mm
Weight	approx. 15 kg

ART.: 92 100 00


MECHANICAL  
STEPLESS  
HEIGHT ADJUSTABLE



### USER BENEFITS:

- + Minimize the risk of injury
- + Avoid permanent postural damage
- + Support / storage for long workpieces
- + Easy handling and easy adjustment of the height
- + No energy supply necessary
- + Gentle on material and machine
- + The silent helper

# AND TRIPODS



## STEEL ROLLER / PLASTIC ROLLER

Including roller block ART.: 92 100 00

Width	700 mm
Roller	ø 90 mm
Height	760 – 1,030 mm

Steel: ART.: 91 100 04

Plastic: ART.: 92 100 01



## ALL SIDE ROLLER RAIL

Including roller block ART.: 92 100 00

Width	980 mm
Height	700 – 960 mm

ART.: 92 100 02



## STEEL ROLLER 3-FOLD

Including roller block ART.: 92 100 00

Width	1.230 mm
Rollers	ø 50 mm
Height	710 – 980 mm

ART.: 92 100 03



## ROLLER TRACK WITH 5 ROLLERS

Including roller block ART.: 92 100 00

Width / Length	700 / 1,000 mm
Rollers	ø 50 mm
Height	750 – 1,020 mm

ART.: 92 100 05



## HARDWOOD PAD

Including roller block ART.: 92 100 00

Width	1,000 mm
Height	700 – 960 mm

ART.: 92 100 06



## BALL ROLLER RAIL

Including roller block ART.: 92 100 00

Width	1,000 mm
Height	700 – 960 mm

ART.: 92 100 07



## CRAFTSMAN BOY

5-leg roller block, with plastic roller.

Load capacity	120 kg
Width	400 mm
Roller	ø 50 mm
Height infinitely adjustable	650 – 1,050 mm

ART.: 93 0002



## STATIV HD

With rubberized pad.

Load capacity	1,000 kg
Width	1,000 mm
Height	775 – 1,075 mm

ART.: 92 200 00





Scan the QR code and  
watch the user video:  
[https://www.youtube.com/  
watch?v=BVikogSC-AQ](https://www.youtube.com/watch?v=BVikogSC-AQ)

## PAINTING AND COMMISSIONING TROLLEYS



**PAYLOAD**  
up to 40 kg  
per shelf



**DEPTH**  
510 mm



**OVERALL HEIGHT**  
1,850 mm

Space-saving storage of freshly painted, processed and other parts with sensitive surfaces for trade and industry. Storage areas are also protected and provide a secure hold for stored products

Shelves	15 floors
Dimensions (L x W x H)	910 x 700 x 1,850 mm
Weight	approx. 100 kg
4 swivel castors, 2 of which have brakes	

ART.: TR 010

### PRACTICALLY STORED

When pushed together, the trapeze makes itself extremely small when not in use.







Scan the QR code and watch the user video:  
<https://www.youtube.com/watch?v=BVikogSC-AQ>



**PAYLOAD**  
up to 300 kg



**PLATFORM SIZE**  
1,000 x 720 mm



**OVERALL HEIGHT**  
max. 800 mm

Space-saving transport trolley with foldable Wooden tabletop for storage

Dimensions (L x W x H)	1,100 x 800 x 800 mm
Stackable one inside the other	
Weight	approx. 46 kg
4 swivel castors, 2 of them with brakes (castors ø 100 mm)	

ART.: KU010



## SEVERAL IN ONE SITE

By folding down the table top, several KUNOs can simply be pushed into one another and stowed away to save space.



# MULTICAR MIDI

## ORDER PICKING TROLLEY



**PAYLOAD**  
500 kg



**GROOVE WIDTH**  
23 mm



**OVERALL HEIGHT**  
1,900 mm

The Multicar Midi is the practical order-picking trolley for storing and transporting several panels at the same time. Clearly sorted, panels, furniture doors and fronts can be picked up and assigned more quickly at different stages of production. Grooved panels on the base and rear walls keep a distance between the workpieces and thus also protect sensitive edges and surfaces. A total of up to 13 panels can be stored upright next to each other in each compartment in the grooves. A sheet metal plate measuring 500 x 320 mm provides space for fixing order cards with the help of magnets

Dimensions (L x W x H)	1,450 x 650 x 1,900 mm
------------------------	------------------------

Weight	approx. 100 kg
--------	----------------

4 swivel castors (wheel ø 125 mm), 2 of which have brakes
---

ART.: MC 015

### INCLUDING INTERMEDIATE FLOORS

Height adjustable in the 50 mm quick hole grid system

ART.: MC 015-1

### OPTIONAL PANEL TRAY

Panel tray with support arms at the rear

ART.: MC 015-2



### PLATE SUPPORT

With space for one large plate shelf on the back side.





Scan the QR code and  
watch the user video:  
[https://www.youtube.com/  
watch?v=BVikogSC-AQ](https://www.youtube.com/watch?v=BVikogSC-AQ)



← **METAL PLATE**  
With magnets to fix  
order cards or notes.

← **CLIPBOARDS  
ADJUSTABLE**  
The intermediate shelves are  
separately adjustable in height  
for different sized panels.



# MULTICAR MAXI

## ORDER-PICKING TROLLEY



**LOAD CAPACITY**  
500 kg



**GROOVE WIDTH**  
23 mm



**TOTAL HEIGHT**  
1.900 mm

The Multicar Maxi is the practical order-picking trolley for storing and transporting several panels at the same time. Clearly sorted, panels, furniture doors and fronts can be picked up and assigned more quickly at different stages of production. Grooved panels on the base and rear walls keep a distance between the workpieces and thus also protect sensitive edges and surfaces. A total of up to 27 panels can be stored upright side by side in the grooves in the left compartment and up to 8 panels with a length of up to 2,400 mm in the right compartment.

Dimensions (L x W x H)	1.850 x 650 x 1.900 mm
------------------------	------------------------

Weight	approx. 100 kg
--------	----------------

Storage fields left	bottom: 1 x 27 grooves height adjustable: 1 x 27 grooves
---------------------	---

Storage fields right	1 x 8 grooves (for panels up to 2,400 mm length)
----------------------	--

4 swivel castors (wheel ø 125 mm), 2 with brake
---

ART.: MC 020

### INCLUDING SHELF

Height-adjustable in 50 mm hole grid system

### MAXI WIDTH

The wide panel compartment on the left is practical for small and many panels and workpieces in two tiers and height-adjustable intermediate shelf.







# MAXI



Scan the QR code and  
watch the user video:  
[https://www.youtube.com/  
watch?v=BVikogSC-AQ](https://www.youtube.com/watch?v=BVikogSC-AQ)

## MAXI HEIGHT

The narrow panel compartment on the right is ideally suited for long panels.



## ADJUSTABLE SHELVES

The intermediate shelves are separately adjustable in height for panels of different sizes.

## MULTI-PURPOSE TROLLEY



**LOAD CAPACITY**  
900 kg



**LENGTH OF SUPPORT**  
450 mm



**TOTAL HEIGHT**  
1.750 mm

The CADDY multi-purpose trolley is a great choice when panels and workpieces of different types and sizes need to be picked, kept ready and transported within the company. Practical areas of application are joineries, furniture construction or staircase manufacturing companies, window construction as well as other manufacturing and processing companies.

Dimensions (L x W x H)	1.900 x 850 x 1.750 mm
Number of support bars	4 per side
Number of supports	6 per support bar
Distance between the supports	horizontal: 585 mm vertical: 205 mm
Weight	approx. 100 kg
4 swivel castors (wheel ø 125 mm), 2 with brake	

ART.: CA010

### SUPPORT BARS

The CADDY is equipped with 4 support bars on both sides, on which the supports are located at different heights. The rakes are foldable.






#### ← SUPPORTS

Each support bar is equipped with 6 supports for great flexibility in storing long as well as short boards, battens, profiles and workpieces at different heights. The supports are made of surface-friendly plastic.


#### SUPPORT BARS ARE RETRACTABLE


For storage of the CADDY or when larger panels and workpieces have to be transported, the support bars including the supports can be folded in.



















# PACKAGING COSTS

P.016



max. 3

## HS 300

Max. 3 pieces on one pallet  
Euro pallet: 1,200 x 800 mm  
wrapped in stretch film

P.022



max. 3

## HS 300 midi

Max. 3 pieces on one pallet  
Special pallet: 1,700 x 850 mm  
wrapped in stretch film

P.030



max. 3

## HS 300 large

Max. 3 pieces on one pallet  
Special pallet: 2,100 x 1,200 mm  
wrapped in stretch film

P.046



max. 3

## HS 500

Max. 3 pieces on one pallet  
Special pallet: 1,700 x 850 mm  
wrapped in stretch film

P.050



max. 3

## HS 600

Max. 3 pieces on one pallet  
Special pallet: 2,100 x 1,200 mm  
wrapped in stretch film

P.062



max. 3

## HS 1200, HS 1200 large

Max. 3 pieces on one pallet  
Special pallet: 2,100 x 1,200 mm  
wrapped in stretch film

P.072



max. 3

## HS 2000, HS 2000 large

Max. 3 pieces on one pallet  
Special pallet: 2,100 x 1,200 mm  
wrapped in stretch film

P.082



max. 2

## SUPPORTER AM 500 SUPPORTER AM 1200

Max. 2 pieces on one pallet  
Special pallet: 1,700 x 850 mm  
wrapped in stretch film



## Palettenlift

Special pallet: 1,700 x 850 mm  
wrapped in stretch film

P.144



## Teamer

Special pallet depending on the  
design wrapped in stretch film

P.146



## Stativ


Euro pallet: 1,200 x 800 mm  
wrapped in stretch film

P.147



## Stativ Handwerkerboy

Euro pallet: 1,200 x 800 mm  
wrapped in stretch film



## Caddy

Special pallet: 2,100 x 1,200 mm  
wrapped in stretch film

P.150



## Multicar Midi

Special pallet: 2,100 x 1,200 mm  
wrapped in stretch film



## Multicar Maxi

Special pallet: 2,100 x 1,200 mm  
wrapped in stretch film

P.148



## Trapez

Special pallet: 2,100 x 1,200 mm  
wrapped in stretch film

P.149



## KUNO

Special pallet: 1,700 x 850 mm  
wrapped in stretch film

# SALES, DELIVERY AND PAYMENT TERMS

For use opposite:

1. a person who, when concluding the contract, is exercising their commercial or independent professional activity (entrepreneur);
2. Legal entity under public law or a special fund under public law.

## 1. General

- 1.1 All deliveries and services are based on these conditions as well as any separate contractual agreements. Deviating purchasing conditions of the customer do not become part of the contract, even if the order is accepted. In the absence of a special agreement, a contract is concluded with the supplier's written order confirmation.
- 1.2 The supplier reserves the right of ownership and copyrights to samples, cost estimates, drawings and similar information of a tangible and intangible nature, including in electronic form; they must not be made accessible to third parties. The supplier undertakes to make information and documents designated as confidential by the customer available to third parties only with the customer's written consent.

## 2. Price and payment

- 2.1 Unless otherwise agreed, the prices apply ex works including loading in the works, but excluding packaging and unloading. Value added tax at the respective statutory rate is added to the prices.
- 2.2 For orders with a purchase value of less than € 100.00, the supplier charges a minimum quantity surcharge of € 10.00.
- 2.3 The invoices are payable in €: within 8 days of the invoice date with a 2% discount or within 30 days strictly net.
- 2.4 The customer is only entitled to withhold payments or to offset them against counterclaims insofar as his counterclaims are undisputed or have been legally established.
- 2.5 In the event of default in payment, the supplier is entitled to charge default interest at a rate of 8% above the base rate. Further deliveries are then made in advance.

## 3. Agreements between the contracting parties

- 3.1 Compliance with them by us as the supplier presupposes that all commercial and technical questions between the contracting parties have been clarified and that the customer has fulfilled all obligations incumbent on him, such as providing the necessary official certificates or permits or making a down payment. If this is not the case, the delivery time will be extended accordingly. This does not apply if we as the supplier are responsible for the delay.
- 3.2 If there are open invoice amounts that are unjustifiably withheld by the customer, the supplier is not obliged to make any further delivery until these open invoice amounts have been paid by the customer or security has been provided.
- 3.3 Compliance with the delivery period is subject to correct and timely delivery to us. The supplier will notify us as soon as possible of any emerging delays.
- 3.4 The delivery period is met if the delivery item has left the supplier's works by the time it expires or if readiness for dispatch has been reported. As far as an acceptance has to take place - except in the case of a justified refusal of acceptance - the acceptance date is decisive, alternatively the notification of readiness for acceptance.
- 3.5 If the non-compliance with the delivery time is due to force majeure, labor disputes or other events that are beyond the control of the supplier, the delivery time is extended appropriately. The supplier will inform the customer of the beginning and the end of such circumstances as soon as possible.
- 3.6 If dispatch is delayed at the request of the customer, the supplier is entitled to otherwise dispose of the delivery item after a reasonable period and to deliver to the customer with a correspondingly appropriate, extended period. If the customer does not accept the delivery item on the day of notification of readiness for dispatch or acceptance, the supplier can calculate the costs incurred as a result of the delay.
- 3.7 The customer can withdraw from the contract without setting a deadline if the entire service is finally impossible for the supplier before the transfer of risk. In addition, the customer can withdraw from the contract if it is impossible to carry out part of the delivery of an order and if he has a legitimate interest in rejecting the partial delivery. If this is not the case, the customer must pay the contract price applicable to the partial delivery. The same applies if the supplier is unable to do so. Otherwise, Section IX.2 applies. If the impossibility or inability occurs during the delay in acceptance or if the customer is solely or predominantly responsible for these circumstances, he remains obliged to provide consideration.
- 3.8 If the supplier is in default and the customer suffers damage as a result, he is entitled to demand lump-sum compensation for the delay. It amounts to 0.5% for each full week of the delay, but in total a maximum

of 5% of the value of that part of the total delivery that cannot be used on time or in accordance with the contract as a result of the delay. If the customer sets the supplier a reasonable deadline for performance after the due date - taking into account the statutory exceptional cases - and the deadline is not met, the customer is entitled to withdraw from the contract within the framework of the statutory provisions. At the request of the supplier, he undertakes to declare within a reasonable period whether he is making use of his right of withdrawal. Further claims from delay in delivery are exclusively determined in accordance with Section IX. 2. of these terms and conditions.

## 4. Transfer of risk, acceptance

- 4.1 The risk passes to the purchaser when the delivery item has left the factory, even if partial deliveries are made or the supplier also provides other services, e.g. B. has taken over the shipping costs or delivery and installation. If an acceptance has to take place, this is decisive for the transfer of risk; it must be carried out immediately on the acceptance date, alternatively after the supplier has reported that the goods are ready for acceptance. The customer may not refuse acceptance in the event of a minor defect.
- 4.2 If the dispatch or acceptance is delayed or does not take place due to circumstances that are not attributable to the supplier, the risk shall pass to the purchaser on the day of notification of readiness for dispatch or acceptance. The supplier undertakes to take out the insurance requested by the purchaser at the purchaser's expense.
- 4.3 Partial deliveries are permitted, provided that this is reasonable for the customer.

## 5. Packaging

- 5.1 Insofar as the distributor is obliged to take back the transport packaging according to the packaging ordinance of August 21, 1998, the customer bears the costs for the return transport and the recycling of the packaging used.

## 6. Retention of title

- 6.1 The supplier retains ownership of the delivery item until all payments have been received - including any additional ancillary services owed under the delivery contract.
- 6.2 The customer may neither sell, pledge nor assign the delivery item as security. In the event of seizure, confiscation or other dispositions by third parties, he must notify the supplier immediately.
- 6.3 In the event of breach of contract by the purchaser, in particular in the event of default in payment, the supplier is entitled to take back the delivery item after a reminder and the purchaser is obliged to surrender it.
- 6.4 Due to the retention of title, the supplier can only demand the return of the delivery item if he has withdrawn from the contract.
- 6.5 The application to open insolvency proceedings entitles the supplier to withdraw from the contract.

## 7. Claims for defects

The supplier pays for material and legal defects in the delivery to the exclusion of further claims - subject to Section IX. - Guarantee as follows:

### DEFECTS:

- 7.1 In the event of transport damage, the recipient of the goods is obliged to report this damage to the carrier and to include it in the consignment note.
- 7.2 All those parts are to be repaired or replaced free of charge at the option of the supplier, which turn out to be defective as a result of a circumstance prior to the transfer of risk. The supplier must be informed immediately in writing of the discovery of such defects. Replaced parts become the property of the Supplier.
- 7.3 In order to carry out all repairs and replacement deliveries that appear necessary to the supplier, the customer has to give the necessary time and opportunity after consulting the supplier; otherwise the supplier is released from liability for the resulting consequences. Only in urgent cases of endangering operational safety or to prevent disproportionately large damage, whereby the supplier must be informed immediately, does the customer have the right to remedy the defect to have it removed itself or by a third party and to demand reimbursement of the necessary expenses from the supplier.
- 7.4 Of the direct costs arising from the repair or replacement delivery, the supplier bears the costs of the replacement part, including shipping, if the complaint proves to be justified. He also bears the costs of dismantling and installation as well as the costs of any necessary provision of the necessary fitters and assistants, including travel costs, provided that

this does not result in any disproportionate burdens on the supplier.

- 7.5 The purchaser has the right to withdraw from the contract within the framework of the statutory provisions if the supplier - taking into account the statutory exceptional cases - allows a reasonable deadline set for the repair or replacement delivery due to a material defect to elapse without result. If there is only an insignificant defect, the customer only has the right to reduce the contract price. The right to reduce the contract price is otherwise excluded. Further claims are based exclusively on Section IX.2. of these conditions.
- 7.6 In particular, no liability is assumed in the following cases: Unsuitable or improper use, incorrect assembly or commissioning by the customer or third parties, natural wear and tear, incorrect or negligent treatment, improper maintenance, unsuitable operating resources, defective construction work, unsuitable subsoil, chemical, electrochemical or electrical influences, unless the supplier is responsible for them.
- 7.7 If the purchaser or a third party makes improper improvements, the supplier is not liable for the resulting consequences. The same applies to changes to the delivery item made without the prior consent of the supplier.

#### **LEGAL DEFECTS:**

- 7.8 If the use of the delivery item leads to the infringement of industrial property rights or copyrights in Germany, the supplier shall, at his own expense, generally provide the purchaser with the right to further use or modify the delivery item for the purchaser in a reasonable manner in such a way that the infringement of property rights no longer exists. If this is not possible under economically reasonable conditions or within a reasonable period, the customer is entitled to withdraw from the contract. Under the conditions mentioned, the supplier is also entitled to withdraw from the contract. In addition, the supplier will indemnify the customer from undisputed or legally established claims of the property rights holder concerned.
- 7.9 The in Section VIII.8. The obligations of the supplier mentioned are subject to Section IX. 2. Concluding in the event of property rights or copyright infringement. They only exist when
- the customer informs the supplier immediately of any alleged violations of property rights or copyrights,
  - the customer supports the supplier to a reasonable extent in defending against the asserted claims or supports the supplier in carrying out the modification measures in accordance with Section VIII.8. enables,
  - all defensive measures, including out-of-court settlements, are available to the supplier,
  - the legal deficiency is not based on an instruction from the customer and
  - the infringement was not caused by the fact that the customer changed the delivery item without authorization or used it in a manner that was not in accordance with the contract.

#### **8. Liability, Disclaimer**

- 8.1 If the delivery item is not used by the customer in accordance with the contract due to the fault of the supplier as a result of neglect or incorrect execution, suggestions and advice that took place before or after the conclusion of the contract, or due to the culpable breach of other contractual secondary obligations - in particular instructions for the operation and maintenance of the delivery item The provisions of Sections VIII. and IX.2 apply to the exclusion of further claims by the customer. corresponding.
- 8.2 The supplier is only liable for damage that has not occurred to the delivery item itself - for whatever legal reasons
- a. in case of intent,
  - b. in the event of gross negligence on the part of the owner / the executive bodies or executive employees,
  - c. in the event of culpable harm to life, body or health,
  - d. in the case of defects that he fraudulently concealed
  - e. or as part of a guarantee,
  - f. in the event of defects in the delivery item, insofar as there is liability under the Product Liability Act for personal injury or property damage to privately used items. In the event of culpable breach of essential contractual obligations, the supplier is liable, even in the case of gross negligence on the part of non-executive employees and in the case of slight negligence, in the latter case limited to the reasonably foreseeable damage typical of the contract. Further claims are excluded.

#### **9. Statute of Limitations**

All claims of the customer - for whatever legal reasons - become statute-barred after 12 months. For claims for damages according to Section IX2.

a - f, the statutory deadlines apply. They also apply to defects in a building or to delivery items that have been used for a building in accordance with their normal use and have caused its defectiveness.

#### **10. Use of software**

If software is included in the scope of delivery, the customer is granted a non-exclusive right to use the software supplied including its documentation. It is made available for use on the delivery item intended for it. Use of the software on more than one system is prohibited. The customer may only reproduce, revise, translate or convert the software from the object code to the source code to the extent permitted by law (§§ 69 a ff. UrhG). The customer undertakes not to remove manufacturer information, in particular copyright notices, or to change it without the prior express consent of the supplier. All other rights to the software and the documentation including copies remain with the supplier or the software supplier. The granting of sub-licenses is not permitted.

#### **11. Data protection**

- 11.1 In accordance with the provisions of the GDPR and the BDSG, the data arising from our contractual relationship are stored and / or transmitted. You have the right to information, data portability, objection, correction and deletion as far as no legal provisions prevent this.
- 11.2 You can contact our data protection officer at [datenschutz@datenschutz-zoellner.de](mailto:datenschutz@datenschutz-zoellner.de). You also have the right to lodge a complaint with the supervisory authority. In addition, our data protection notices apply, which you can access at [www.beck-maschinenbau.com/datenschutz](http://www.beck-maschinenbau.com/datenschutz).

#### **12. Applicable law, place of jurisdiction**

- 12.1 For all legal relationships between the supplier and the customer, the law of the Federal Republic of Germany applicable to the legal relationships between domestic parties shall apply exclusively.
- 12.2 The place of jurisdiction is the court responsible for the registered office of the supplier. However, the supplier is entitled to take legal action at the headquarters of the customer.

Our terms of sale, delivery and payment – as of 11/2018 – are based on the VDMA conditions for the delivery of machines for domestic business and have been supplemented by further additions. With the appearance of these terms and conditions, all previously published editions lose their validity.

# ORDER FORM

BY E-MAIL TO : [verkauf@beck-maschinenbau.de](mailto:verkauf@beck-maschinenbau.de)  
OR BY FAX TO: +49 (0) 7576 962978-90



**Maschinenbau**

## CONTACT DETAILS

Companies

First and Last Name

Street + no.

ZIP + City

E-Mail

Phone

Space for a message (different delivery address)

Date

Signature

## I / WE AM / ARE ALREADY CUSTOMERS WITH YOU:

☐ YES ☐ NO ☐ THIS REQUEST CONSISTS OF \_\_\_\_\_ FAX PAGES

## I / WE ORDER:

Page	Product	ART.	Unit price	quantity
// P.				
// P.				
// P.				
// P.				
// P.				
// P.				
// P.				
// P.				
// P.				
// P.				
// P.				
// P.				
// P.				
// P.				
// P.				

TOTAL:



## SEND ORDER TO:

Send your order by fax +49 (0) 7576 962978-90 or by email to [sales@beck-maschinenbau.de](mailto:sales@beck-maschinenbau.de) | You can also find all products in our online shop at [www.hokubema.com](http://www.hokubema.com) – we look forward to your order.

**Reinhold Beck Maschinenbau GmbH**  
Im Grund 23 | 72505 Krauchenwies | GERMANY  
phone. +49 (0)7576 962978-0  
[info@beck-maschinenbau.de](mailto:info@beck-maschinenbau.de)  
[www.beck-maschinenbau.com](http://www.beck-maschinenbau.com)

AVAILABLE IN THE SHOP: [www.hokubema.com](http://www.hokubema.com)

**HOKUBEMA**  
Maschinenbau GmbH

**PANHANS**  
QUALITÄT SEIT 1918

**SIITEC**  
HOCHDRUCKTECHNIK





FOLLOW US

   @beck\_maschinenbau



**HOKUBEMA**  
Maschinenbau GmbH

**PANHANS**  
QUALITÄT SEIT 1918

**SIITEC**  
SICHERHEITSTECHNIK



 [www.beck-maschinenbau.com](http://www.beck-maschinenbau.com) |  [www.panhans.de](http://www.panhans.de) |  [www.hokubema.com](http://www.hokubema.com)

FOLLOW US

   @beck\_maschinenbau



## SHOWROOM TEST, EXPERIENCE, FALL IN LOVE ...

Our showroom in Sigmaringen  
(Southern Germany) is a permanent  
product presentation where you can  
try out our products and machines.  
Just visit us!

**Reinhold Beck Maschinenbau GmbH**  
Im Grund 23 | 72505 Krauchenwies | Germany  
phone. +49 (0)7576 962978-0  
info@beck-maschinenbau.de  
[www.beck-maschinenbau.com](http://www.beck-maschinenbau.com)

 AVAILABLE ONLINE AT: [www.hokubema.com](http://www.hokubema.com)

**HOKUBEMA**  
Maschinenbau GmbH

**ANHANS**  
QUALITÄT SEIT 1918

**SIITEC**  
SINTERTECHNOLOGIE



MADE IN GERMANY

YOUR SPECIALIST DEALER: